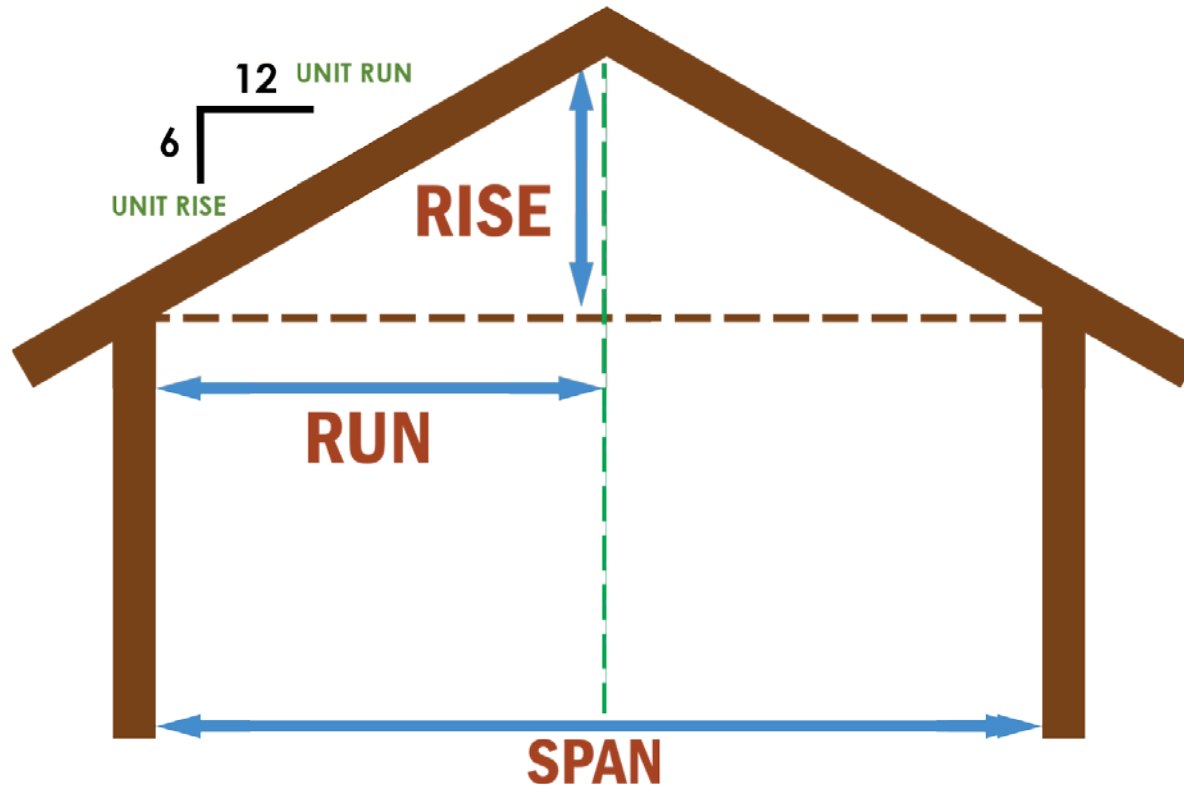
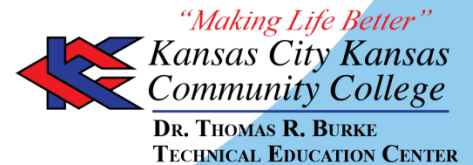


Basics of Rafter Layout

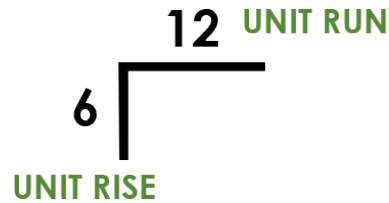
A handout containing the highlights of the video titled *Rafter Layout*



CAPTION 1 AN ILLUSTRATION OF THE TECHNICAL TERMS ENCOUNTERED IN RAFTER LAYOUT



- Span is the distance between building walls
- Run is half the measurement side of the span
- Rise is the distance from the double top plate to the peak of the building



- The symbol above, usually seen on the layout/drawing, tells you the slope and pitch. Slope is unit rise over unit run. Pitch is unit rise over unit span.

Looking for other learning materials?

The [Introductory Craft Skills iTunes U course](#) has videos and other learning materials for you to view. You can [download iTunes for free](#) to view the course and course materials. Closed-captioned videos are available at [T4E's YouTube page](#).

Disclaimer and License information

This workforce product was funded by a grant awarded by the U.S. Department of Labor's Employment and Training Administration. The product was created by the grantee and does not necessarily reflect the official position of the U.S. Department of Labor. The U.S. Department of Labor makes no guarantees, warranties, or assurances of any kind, express or implied, with respect to such information, including any information on linked sites and including, but not limited to, accuracy of the information or its completeness, timeliness, usefulness, adequacy, continued availability, or ownership.



Unless otherwise noted, this work is licensed under the [Creative Commons Attribution 4.0 International License](http://creativecommons.org/licenses/by/4.0/). To view a copy of this license, go to <http://creativecommons.org/licenses/by/4.0/> on your web browser.

