

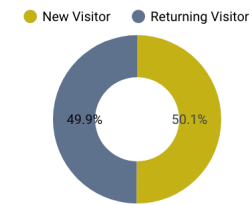
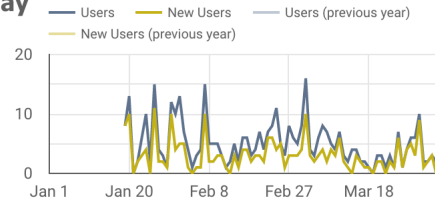
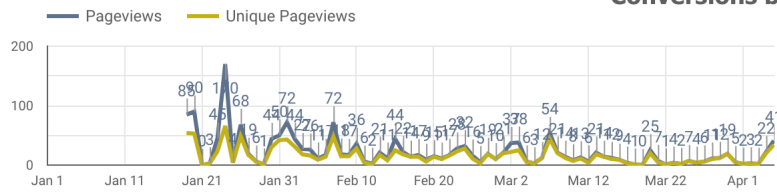


Website Summary

| | | | | | |
|-----------------------------------|--------------------------------|--------------------------------------|---|---|---|
| Sessions 491 No data | Users 255 No data | Pageviews 1,691 No data | Bounce Rate 50.31% No data | Avg. Session Duration 00:04:06 No data | Avg. Time on Page 00:01:30 No data |
|-----------------------------------|--------------------------------|--------------------------------------|---|---|---|

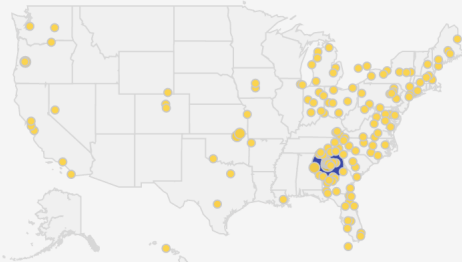
| Device | Users |
|---------|-------|
| desktop | 197 |
| mobile | 98 |

Conversions by Day



| | | | | | | | |
|---------------------------|----------------------------------|--------------------------------------|---------------------|-------------------------|--|--------------------------------|------------------------------|
| Pageviews 1,691 | Unique Pageviews 1,222 | Avg. Time on Page 00:01:30 | Users 255 | New Users 246 | Avg. Page Load Time (sec) 3.62 | Pages / Session 3.44 | Bounce Rate 50.16% |
|---------------------------|----------------------------------|--------------------------------------|---------------------|-------------------------|--|--------------------------------|------------------------------|

Visitor Locations



Cities

| City | Users... |
|-----------------|----------|
| 1. Atlanta | 88 |
| 2. (not set) | 36 |
| 3. Bartlesville | 9 |
| 4. Coffeyville | 8 |
| 5. Marietta | 8 |
| 6. Bengaluru | 5 |
| 7. San Antonio | 5 |
| 8. Talladega | 5 |
| 9. Springfield | 4 |
| 10. Boardman | 4 |

Sources

| Sou... | Sessi... | Us... |
|----------------|----------|-------|
| 1... (direct) | 451 | 234 |
| 2... google | 82 | 48 |
| 3... static... | 79 | 13 |
| 4... miro... | 10 | 1 |
| 5... linke... | 9 | 9 |
| 6... attac... | 3 | 1 |
| 7... baidu | 2 | 2 |
| 8... ecosi... | 1 | 1 |
| 9... ready... | 1 | 1 |
| 1... bing | 1 | 1 |

Top Pages

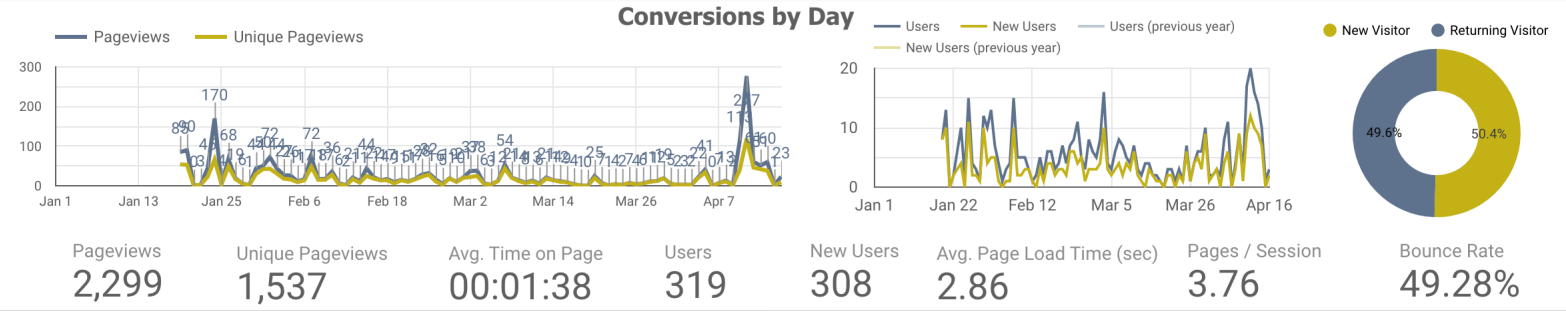
| Page Title | Pagevie... | Bounce ... |
|---|------------|------------|
| 1.. Financial Incentives - Flourishing C... | 41 | 50% |
| 1.. Hazards Tips Page - Flourishing Co... | 27 | No data |
| 1.. Booklets - Flourishing Communities... | 27 | 100% |
| 1.. Contact page - Flourishing Commu... | 26 | 40% |
| 1.. Our Values - Flourishing Communiti... | 24 | 100% |
| 1.. 746 Jett Street - Flourishing Comm... | 20 | No data |
| 1.. Sustainable Mobile Learning Lab Blo... | 19 | 50% |
| 1.. Intermission - Flourishing Communi... | 19 | 66.67% |
| 1.. Sustainable Mobile Learning Lab for ... | 19 | 100% |
| 2.. 2021 Projects - Flourishing Commu... | 18 | No data |

04/05/2023 Data shows Smart Old Home tools pageviews are not recorded two slots in 11-20/52.

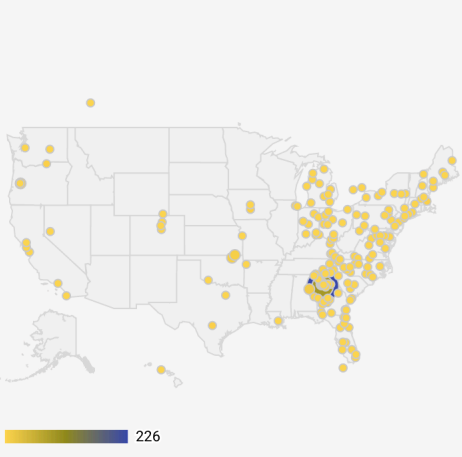


Website Summary

| Sessions 611 No data | Users 319 No data | Pageviews 2,299 No data | Bounce Rate 49.43% No data | Avg. Session Duration 00:04:44 No data | Avg. Time on Page 00:01:38 No data | <table border="1"> <thead> <tr> <th>Device</th> <th>Users</th> </tr> </thead> <tbody> <tr> <td>desktop</td> <td>238</td> </tr> <tr> <td>mobile</td> <td>117</td> </tr> </tbody> </table> | Device | Users | desktop | 238 | mobile | 117 |
|-----------------------------------|--------------------------------|--------------------------------------|---|---|---|--|--------|-------|---------|-----|--------|-----|
| Device | Users | | | | | | | | | | | |
| desktop | 238 | | | | | | | | | | | |
| mobile | 117 | | | | | | | | | | | |



Visitor Locations



| Cities | | | Sources | | | Top Pages | | |
|-----------------|----------|--|----------------|----------|-------|--|------------|------------|
| City | Users... | | Sou... | Sessi... | Us... | Page Title | Pagevie... | Bounce ... |
| 1. Atlanta | 109 | | 1... (direct) | 515 | 282 | 1.. Flourishing Communities Collaborati... | 553 | 44.24% |
| 2. (not set) | 45 | | 2... static... | 118 | 14 | 2.. About the initiative_V02 - Flourishin... | 195 | 51.85% |
| 3. Bartlesville | 9 | | 3... google | 99 | 60 | 3.. Projects - Flourishing Communities ... | 177 | 35% |
| 4. Marietta | 9 | | 4... miro... | 10 | 1 | 4.. Resident Tips and How-tos - Flouris... | 130 | 62.5% |
| 5. Coffeyville | 8 | | 5... linke... | 9 | 9 | 5.. SOH Improve - Flourishing Commun... | 116 | 42.86% |
| 6. San Antonio | 6 | | 6... baidu | 4 | 4 | 6.. SOH Inspect - Flourishing Communi... | 101 | 0% |
| 7. Boardman | 6 | | 7... attac... | 3 | 1 | 7.. SOH Landing Page - Flourishing Co... | 86 | 33.33% |
| 8. Bengaluru | 6 | | 8... bing | 2 | 2 | 8.. Mobile Lab Community Questionnair... | 64 | 74.19% |
| 9. Talladega | 5 | | 9... l.inst... | 1 | 1 | 9.. Our Team - Flourishing Communitie... | 62 | 85.71% |
| 10. Des Moines | 5 | | 1... ready... | 1 | 1 | 1.. Home Efficiency Basics - Flourishin... | 50 | 0% |

04/16/2023 Data shows Smart Old Home tools pageviews are recorded in five top 10 slots.

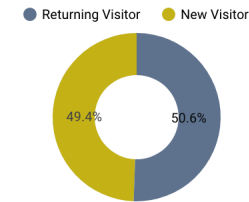
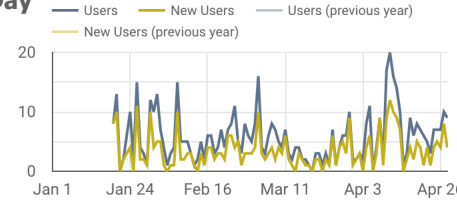
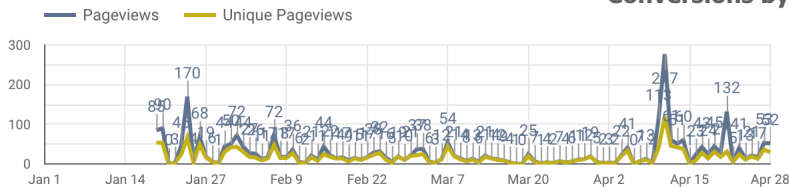


Website Summary

| | | | | | |
|----------|---------|-----------|-------------|-----------------------|-------------------|
| Sessions | Users | Pageviews | Bounce Rate | Avg. Session Duration | Avg. Time on Page |
| 716 | 365 | 2,772 | 49.44% | 00:04:50 | 00:01:37 |
| No data | No data | No data | No data | No data | No data |

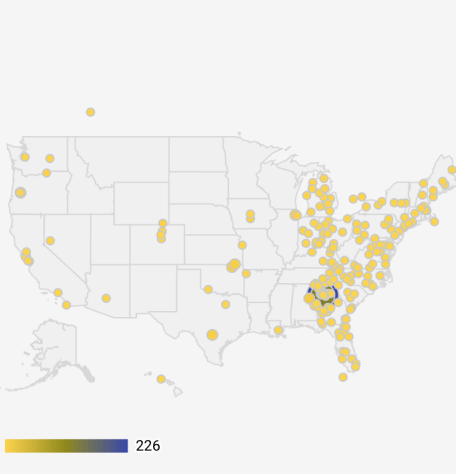
| Device | Users |
|---------|-------|
| desktop | 271 |
| mobile | 130 |

Conversions by Day



| | | | | | | | |
|-----------|------------------|-------------------|-------|-----------|---------------------------|-----------------|-------------|
| Pageviews | Unique Pageviews | Avg. Time on Page | Users | New Users | Avg. Page Load Time (sec) | Pages / Session | Bounce Rate |
| 2,772 | 1,797 | 00:01:37 | 365 | 354 | 2.9 | 3.87 | 49.25% |

Visitor Locations



Cities

| City | Users... |
|-----------------|----------|
| 1. Atlanta | 125 |
| 2. (not set) | 52 |
| 3. Marietta | 10 |
| 4. Bartlesville | 9 |
| 5. Coffeyville | 8 |
| 6. San Antonio | 7 |
| 7. Bengaluru | 6 |
| 8. Boardman | 6 |
| 9. Talladega | 5 |
| 10. Des Moines | 5 |

Sources

| Sou... | Sessi... | Us... |
|----------------|----------|-------|
| 1... (direct) | 577 | 321 |
| 2... static... | 150 | 14 |
| 3... google | 111 | 68 |
| 4... miro... | 10 | 1 |
| 5... linke... | 9 | 9 |
| 6... baidu | 4 | 4 |
| 7... attac... | 3 | 1 |
| 8... bing | 2 | 2 |
| 9... ready... | 1 | 1 |
| 1... ecosi... | 1 | 1 |

Top Pages

| Page Title | Pagevie... | Bounce ... |
|--|------------|------------|
| 1.. Flourishing Communities Collaborati... | 616 | 45.33% |
| 2.. SOH Improve - Flourishing Commun... | 210 | 43.75% |
| 3.. SOH Inspect - Flourishing Communi... | 201 | 41.67% |
| 4.. About the initiative_V02 - Flourishin... | 200 | 50% |
| 5.. Projects - Flourishing Communities ... | 196 | 33.33% |
| 6.. SOH Landing Page - Flourishing Co... | 162 | 34.29% |
| 7.. Resident Tips and How-tos - Flouris... | 131 | 62.5% |
| 8.. SOH Modify - Flourishing Communi... | 78 | 14.29% |
| 9.. Get Introduced to SOH - Flourishing... | 77 | 40% |
| 1.. Our Team - Flourishing Communitie... | 70 | 70% |

04/28/2023 Data shows Smart Old Home tools pageviews are recorded in six top 10 slots.