



SkillsCommons + SoftChalk = Learning!

SkillsCommons OER Makeover Strategy with SoftChalk

Session 4: "Extreme Makeover"

Rick Lumadue, PhD, Associate Director of SkillsCommons

Sue Evans, Co-Founder of SoftChalk

Gerry Hanley, PhD, Executive Director of MERLOT and SkillsCommons



Gerry Hanley

Executive Director of MERLOT and SkillsCommons

Retired Assistant Vice Chancellor, Academic Technology Services

California State University, Office of the Chancellor

gerry.hanley@csulb.edu

Why are we here?

- Provide you open educational strategies and tools you can use immediately at any readiness level
- Introduce series of 4 webinars

SkillsCommons + SoftChalk = Learning! **SkillsCommons OER Makeover Strategy with SoftChalk**

- Session 1: "Hidden Potential"
- Session: "Design on a Dime"
- Session 3: "Love it and Embed it"
- **Today: Session 4 of our 4-part webinar series: Session 4: "Extreme Makeover"**

Agenda

- Affordable Learning Solutions as the institutional driver for the OER Makeover Strategy
- Reuse OER for workforce training materials from SkillsCommons
- Use the tools of SoftChalk to quickly and easily makeover the OER



Textbook affordability affects access to education and graduation in a timely manner

Institutions need a strategy to provide students no cost and low-cost instructional materials that enable their successful learning and course completion.

Affordable Learning Solutions



Where do you find no and low-cost course materials for Career and Technical Education that faculty will adopt?



Rick Lumadue

Associate Director, Skills Commons

richard.lumadue@csulb.edu

What is OER and why are they important?



Open educational resources (OER) are freely accessible, openly licensed documents and media that are useful for teaching, learning, and assessing as well as for research purposes.

Open Educational Resources

TAACCCT has created the world's largest OER project featuring job-driven workforce development materials.



3,000,000

materials
downloaded to date



65,000

Over 65,000 materials
available for download,
and this continues to
grow steadily every
month

Does Other's OER Always Fit Your Needs?

**You Want to Improve and
Customize the OER to Meet Your
Needs?**



You may need to “Makeover” the OER

Why OERs are critical for Makeovers

Open Educational Resources (OER) in SkillsCommons licensed with the CC BY Creative Commons License

Anyone can freely:

- Reuse
- Revise
- Retain
- Redistribute
- Remix

What Changes Could You Make?

- Simplify and streamline presentation of content
- You can add interactivity
- You can upload videos
- Repackage in a quality format that's easy to use
- Share with others who don't have access to your LMS

Extreme Makeover

SKILLS COMMONS
open for learning


College Skills: Module 1
SkillsCommons Free Online Course

< 1 of 17 > Score: 0 of 270

Contents

- Overview
- Module 1: College Experience**
- Module 1: College Experience
- Objectives
- Lesson 1: Campus Resources
 - Textbook Reading: "What is College, Really?"
 - Lesson 1: Reinforcement
 - Activity: Scavenger Hunt
- Lesson 2: Communication and College
 - Presentation: Communication Skills for Online Learning
 - Textbook Reading: "Communicating with Instructors"
 - Lesson 2: Reinforcement
 - Activity: Instructor and Classmate Communication
- Lesson 3: College Major Exploration
 - Presentation: Educational Planning
 - Textbook Reading: Who Are You, Really?
 - Video: "I realized it was OK to change my major"
 - College Major Quiz
 - Lesson 3: Reinforcement
 - Activity: Determining a Major

Module 1: College Experience



Objectives

Students will be able to:



- Identify campus resources and support services and explain the function of each.
- Appropriately use all forms of communication with faculty, staff and other students.
- Explore potential college majors and apply choices to choosing a college curriculum.

Orienting Questions

- What campus resources and support services are available and what services do each provide?
- What are the forms of communication available on campus and when are they used?
- How can college majors and the appropriate college curriculum be determined and how do your values affect your choices.

[Next](#)

Content ©2021. Some Rights Reserved.
Date last modified: February 8, 2021.
This work "College Skills: Module 1" is a derivative of "COL 100: College Skills" by the Accessible Support Services and Instruction for Sustainable Transition to Work (ASSIST) Consortium used under the Creative Commons Attribution 3.0 Unported License and is licensed by SkillsCommons a Creative Commons Attribution NonCommercial-ShareAlike 4.0 International License.



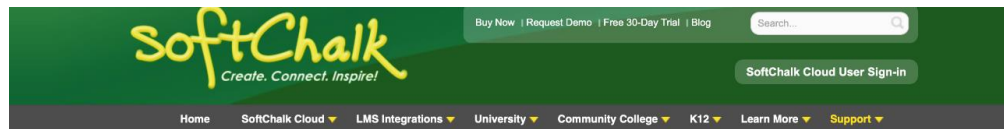
The background of the slide is a blue-tinted photograph of a classroom. In the foreground, several students are seen from behind, sitting at desks. In the background, a teacher is standing and presenting to the class. The overall scene is dimly lit, emphasizing the text overlay.

SoftChalk Free 30-day trial

Getting started with SoftChalk

info.SoftChalk.com/request-30-day-trial

SoftChalk User Guides



User Guides

Quick Links:

- [Get Started Guides](#)
- [LMS Integration Guides](#)
- [PowerPoint and Google Slides Integration Guide](#)
- [SoftChalk Create Desktop Installation Guide](#)
- [Accessibility Guide](#)
- [Enterprise SoftChalk Cloud Administrator Guide](#)
- [New Features and Enhancements](#)
- [SoftChalk Resources Guide](#)

Get Started Guides

- [SoftChalk Cloud Quick Start Guide](#) – This guide provides step-by-step instructions for setting-up your SoftChalk Cloud account, creating SoftChalk lessons, saving your lessons to the Cloud and adding links to your LMS.
- [SoftChalk Cloud Guide](#) – Complete details on using your SoftChalk Cloud account to create, manage and share digital content.
- [SoftChalk INSPIRE Quick Start Guide](#) – This guide provides step-by-step instructions for setting-up your SoftChalk INSPIRE account, creating SoftChalk lessons, saving your lessons to the Cloud and adding links to your LMS.
- [SoftChalk Create Guide](#) – Step-by-step instructions for SoftChalk Create, the content authoring program that comes with your SoftChalk Cloud account.
- [Student Guide to SoftChalk Lessons](#) – Guidelines and tips for students using SoftChalk lessons.
- [Migration to SoftChalk Cloud Guide](#) – Information for SoftChalk desktop users who are migrating content to SoftChalk Cloud.

LMS Integration Guides

The LMS integration guides below give step-by-step instructions for adding SoftChalk Cloud lesson hyperlinks and LTI links into your LMS. By using LTI links, you can capture student scores into your LMS gradebook.

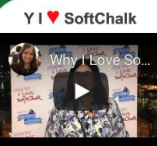
These guides also include a section for LMS administrators to enable the LTI feature to work with SoftChalk Cloud LTI links.

REQUEST A LIVE
SOFTCHALK DEMO

Integrations

Using a different LMS?
[Click here.](#)

From Our Clients



SkillsCommons: Library of Free OER

Search by Material Type

The screenshot shows the SkillsCommons website interface. At the top, the logo "SKILLS COMMONS" is on the left, and navigation links "ABOUT", "BROWSE", "SHOWCASES", "PARTNER WITH US", "CONTACT", and "LOGIN" are on the right. A dropdown menu is open under "BROWSE", listing "PROJECTS", "MATERIAL TYPE", "CREDENTIAL TYPE", "INSTITUTION", "INDUSTRY", "INDUSTRY (WHEEL)", and "OCCUPATION". A red arrow points to "MATERIAL TYPE". Below the navigation is a large teal banner with the text "Workforce Development Digital Library" and "FREE and OPEN Workforce Training Materials for 21st Century Employment". A search bar is present with the text "Browse by industry, credentials & material type | Advanced search" below it. A red arrow points to the search bar. The background of the banner features an illustration of three people standing on a platform with a glowing lightbulb, symbolizing ideas and innovation.

COVID-19 Response: Get FREE and OPEN Learning Materials for [Hygiene](#) | [Workplace Safety](#) | [Infection Control](#).



Showcases

View our showcases of course material makeovers, open courseware and project outcomes.



Connect

Connect with Workforce Development communities, technology partners and career services partners.



Contribute

Upload OER and workforce development materials and visit our [Support Center](#) when you need help.



Explore Workforce Development

Open Educational Resources

Search by Material Type

SKILLS COMMONS

ABOUT • BROWSE • SHOWCASES PARTNER WITH US • CONTACT LOGIN

Home > Browse by Material Type

Browse all of SkillsCommons

- Projects
- Material Type
- Credential Type
- Institution
- Industry
- Industry (Wheel)

Statistics

- Most Popular Items
- Most Popular Material Types

Browsing by Material Type

Skip to:

0-9 A B C D E F G H I J K L M N O P Q R S T U V W X Y Z

Material Type	Results
Animation	417
Articulation Processes and Agreement	307
Assessment Tool	587
Assignment	1122
Case Study	97
Collection	1224
Development Tool	305
Drill and Practice	387
Final Program Report	221
Grant Management Materials	1320
Hybrid/Blended Course	1344
Illustration/Graphic	259
Instructor and/or Advisor/Case Manager Support Materials	918
Job Training/Fieldwork Experiences	224
Learning Object Repository	93
Online Course	720
Online Course Module	540
Open Textbook	55
Other	89
Partnership Resources	219

Next

SKILLS COMMONS

ABOUT • BROWSE • SHOWCASES PARTNER WITH US • CONTACT LOGIN

Home > Search

"College Skills"

Advanced search

Online Course

Results 1-10 of 720 sort by: relevance | newest first | oldest first

Has preview

[Q preview](#)

Industry

- Information Technology -- Computer Operating Systems (Programming), Digital Forensics, Cyber Security, Network Security, IT Security (51) (161)
- Developmental Education (71)
- Health Care and Social Assistance (62) (64)
- Management of Companies and Enterprises (55) (55)
- Professional, Scientific, and Technical Services -- Professional, Scientific, and Technical Services -- Computer Systems Design and Related Services (5415) (39)
- Professional, Scientific, and Technical Services (54) (36)
- Information Technology -- Data Processing, Hosting, and Related Services (518) (24)
- Health Care and Social Assistance -- Hospitals (622) (19)
- Manufacturing -- Miscellaneous Manufacturing (339) (17)
- Health Care and Social Assistance -- Nursing and Residential Care Facilities -- Nursing Care Facilities (Skilled Nursing Facilities) (8231) (16)
- ... View More

Material Type

- Online Course (720)
- Hybrid/Blended Course (121)
- Collection (115)
- Syllabus (106)
- Assignment (93)
- Quiz/Test (76)

BA 113 - Practical Accounting III
Online Course
Linn-Benton Virtual College
BA 113 - Practical Accounting III This is the third course in the Practical Accounting series. This course covers entries requiring analysis and interpretation, unearned and accrued items, depreciation of assets, manufacturing accounting and other managerial accounting procedures. Course Outcome . . .

BIO 102: General Biology II
Online Course
Orangeburg-Calhoun Technical College
Module 1: Kingdoms Monera, Protista, and Fungi; Module 2: Kingdom Animalia; Module 3: Kingdom Plantae; Module 4: Plant Physiology; Module 5: Animal Anatomy and Physiology: Musculoskeletal and Respiratory; Module 6: Animal Anatomy and Physiology: Circulatory and Lymphatic; Module 7: Animal Anatomy . . .

HCP0760C Allied Health Care Assistant Phlebotomy
Online Course
Florida Gateway College
Students enrolled in this course have previously completed or are currently enrolled in a Health Career CORE class and are adding Phlebotomy skills to work in a health care facility rather than a nursing home. Upon completing this course, the student will be able to perform Phlebotomy skills in the . . .

DEH2400 Oral Pathology
Online Course
Florida State College at Jacksonville
Oral Pathology prepares students to identify and evaluate conditions of the oral cavity caused by various disease processes. Identification and understanding of these conditions is imperative for the dental hygienist to make appropriate decisions such as altering dental hygiene treatment or referm . . .

BA 260 - Small Business Management
Online Course
Linn-Benton Virtual College
BA 260 - Small Business Management This course focuses on the entrepreneurial phases associated with start-up and management of small business. This course will teach future entrepreneurs and

Download the Content

SKILLS COMMONS


ABOUT • BROWSE • SHOWCASES PARTNER WITH US • CONTACT LOGIN

Home > Search

"College Skills" search

Advanced search


Results 1-3 of 3 sort by: relevance

COL 103: College Skills 

Online Course
Northeastern Technical College
COL 103: College Skills - Module 1: You and Your College Experience, Module 2: Manage Yourself, Manage Your Time, Module 3: Listening, Note-taking, and Remembering, Module 4: Test Taking Skills, Module 5: Problem Solving and Decision Making, Module 6: Planning for Your Future Career

Revised-10: Nurse Aid (NC)
Hybrid/Blended Course
Capital Community College
This curriculum is designed to provide the student with the fundamental knowledge and skills needed to function as a certified nurse aid. Students perform selected nursing skills to meet basic human needs with the opportunity to practice these skills in both a college skills laboratory and a clinica . . .

M-PATH TAACCCT4 Various Radio Rev
Recruitment and Outreach
Valencia College
Various Radio Rev

Has preview


Industry

- Developmental Education (1)
- Health Care and Social Assistance (62) (1)
- Manufacturing -- Primary Metal Manufacturing (331) (1)

Material Type

- Collection (1)
- Hybrid/Blended Course (1)
- Online Course (1)
- Recruitment and Outreach (1)
- Reference Material (1)

Credential Type

- Certificate (3)
- Associate Degree (1)
- Bachelors Degree (1)
- Diploma (1)

SKILLS COMMONS



ABOUT • BROWSE • SHOWCASES PARTNER WITH US • CONTACT LOGIN

Home > Accessible Support Services and Instruction for Sustainable Transition to Work (ASSIST) > Learning Resources Collection > View Item

COL 103: College Skills

Chavis, Lora ; Elvington, Patti

COL 103: College Skills - Module 1: You and Your College Experience, Module 2: Manage Yourself, Manage Your Time, Module 3: Listening, Note-taking, and Remembering, Module 4: Test Taking Skills, Module 5: Problem Solving and Decision Making, Module 6: Planning for Your Future Career

 Course Outlines, Content, Interactive Resources, Assessments, SME Review Info (24 MB) 

Did you download this item? We value your feedback, and it'll only take a minute

Additional Public Access To Materials:
https://openeducation.blackboard.com/mooc-catalog/courseDetails/view?course_id=_2145_1

Date:
2014

Primary Material Type:
Online Course

Other Material Types:
Collection

Institution:
Northeastern Technical College

Project Name:
Accessible Support Services and Instruction for Sustainable Transition to Work (ASSIST)

Browse all of SkillsCommons

- Projects
- Material Type
- Credential Type
- Institution
- Industry
- Industry (Wheel)

Browse this Collection

- Material Type
- Credential Type
- Institution
- Industry
- Industry (Wheel)

Statistics

- Most Popular Items
- Most Popular Material Types

FAQs for Downloading

Frequently Asked Questions (FAQs)

[Home](#) > [Frequently Asked Questions \(FAQs\)](#)

[Support Center Home](#)

Downloading Material from SkillsCommons

Q: I downloaded a folder with an extension .imsc however, I am unable to view the contents. Is it possible to view the contents of this folder?

Answer: When downloading, moving, or sending many files, it can be convenient to first compress into a single file the set of many files. This single file is referred to as an archive or "zip" file. An IMS Common Cartridge is such an archive with an extension of "imsc". Many Learning Management Systems (LMS) can export and import a course's files in this format. To view the content of the "imsc" file, simply rename the file's extension to "zip". Your operating system should then offer a way to uncompress the file, by clicking on it, through a file menu, or tool such as Winzip on Windows and unzip on a Mac. Note that to import the content into an LMS, refer to the imsc file and not its expanded folder of files.

Q: I downloaded a zip folder but could not open any of the files?










Answer: A "zip" file is a compressed set of files that have been gathered into a single file for convenience. Some browsers are configured to download a zip file and expand the zip into a folder of files while other browsers leave the "zip" uncompressed. Given a zip file, uncompress the file, by clicking on it, through a file menu, or tool such as Winzip on Windows and unzip on a Mac. A zip can contain many types of files. Some files can be viewed simply by selecting them or double-clicking on them. Other files may be specific to an application that you must have installed before the file can be launched. For example, a file with the extension "doc" likely is intended for Microsoft Word and you will need that application installed before the file can be viewed.

Q: I downloaded a zip folder with a SCORM package in it, I am unable to view the contents. Is it possible to view the SCORM package?









Answer: SCORM, or Sharable Content Object Reference Model, is a specification for how a set of files are packaged and played. A SCORM file is really an archive or compressed set of files. To view the content of the SCORM file with the extension "zip", uncompress the file, by clicking on it, through a file menu, or tool such as Winzip on Windows and unzip on a Mac. If the file extension is not "zip", rename it to "zip" first. To run a SCORM file, you need a SCORM player, which is included with many Learning Management Systems (LMS). You can also run a SCORM file in a more limited way from your web browser by clicking on the launch HTML file, which might be named index.html, story_html5.html, or similar.

Content: “Before”

Name

- ▶  Deliverable A - Course Outline and Module Outlines
- ▶  Deliverable D - Revisions
- ▶  Module 1
- ▶  Module 2
- ▶  Module 3
- ▶  Module 4
- ▶  Module 5
- ▶  Module 6
- ▶  SME Review COL 103

Name

-  Assignment 1 Module 1.docx
-  Assignment 2 Module 1.docx
-  Assignment 3 Module 1.docx
-  COL 103 Scavenger Hunt.docx
-  Discussion 1 Module 1.docx
-  Discussion 2 Module 1.docx
-  NETC.COL103.Module 1.docx
-  Video Transcript for Email Etiquette for Professors (2).docx

Content: “Before”

1

You and Your College Experience


Objectives

Students will be able to:

- Identify campus resources and support services and explain the function of each.
- Appropriately use all forms of communication with faculty, staff and other students.
- Explore potential college majors and apply choices to choosing a college curriculum.

Orienting Questions

- What campus resources and support services are available and what services do each provide?
- What are the forms of communication available on campus and when are they used?
- How can college majors and the appropriate college curriculum be determined and how do your values affect your choices.

 ASSIST Consortium Curriculum is licensed under a Creative Commons Attribution 3.0 Unported License.

Except where otherwise noted, this work was created by Lora Chavis and Patti Elvington and is licensed under the Creative Commons Attribution 3.0 Unported License. To view a copy of this license, visit <http://creativecommons.org/licenses/by/3.0/> or send a letter to Creative Commons, 444 Castro Street, Suite 900, Mountain View, California, 94041, USA.

INTRODUCTION

Module 1, You and Your College Experience, is intended to introduce you to important information about your college that you will need as a student. This module should answer questions such as:

- Where do I go to drop a class?
- How can I get some extra help with math?
- What financial aid is available to help me pay for college?
- Where do I go to buy books?
- What time is the library open? What library services are available online?
- Where do I go for help to log into campus resources?



Figure 1. Confusion (by wikiHow, CC-BY-NC-SA 3.0)

Also in this module, we will discuss the importance of clear and appropriate communication with faculty members, staff and administration as well as your fellow students. These skills will be extremely beneficial to you in your college years, but also in your everyday life now and in the future.

You will also explore potential college majors. During this exploration, you will focus on how your personal values impact your choice of college majors and your career path. Finally, you will learn how to choose your major.

1.1 KNOWING YOUR COLLEGE

To be successful in life you need to be fully informed and make wise decisions. College is no different. You have to make choices throughout your college career and sometimes you might require assistance to gather the information needed to make a good decision. This is why it is important for you to be familiar with the resources and support services available to you on your college campus. Your college offers these services because they want you to be successful so search out the information you need.



Figure 2. Getting Information

SkillsCommons COLLEGE SKILLS
Open Text Lesson 1 Campus Resources

INTRODUCTION

Module 1, You and Your College Experience, is intended to introduce you to important information about your college that you will need as a student. This module should answer questions such as:

Save As: SkillsCommons - Campus Resource
Tags:

Module 1

File Format: PDF

Best for electronic distribution and accessibility (uses Microsoft online service)
 Best for printing

New Folder Cancel Export

NG YOUR COLLEGE

ful in life you need to be fully informed and make wise decisions. College is no different. You have to make choices throughout your college career and sometimes you might require assistance to gather the information needed to make a good decision. This is why it is important for you to be familiar with the resources and support services available to you on your college campus. Your college offers these services because they want you to be successful so search out the information you need.




Figure 2. Getting Information

SoftChalk: An OER Makeover Tool

- You need an easy-to-use tool to bring with OER materials and build a quality learning experience
- You need tools to change content into curriculum
- SoftChalk is that easy-to-use tool that changes content into curriculum

Create a Lesson in SoftChalk

The screenshot shows the SoftChalk Cloud interface. At the top, there is a navigation bar with the SoftChalk Cloud logo, a search bar, and user information. Below the navigation bar, there are tabs for Learning Objects, Lessons, Files, Deleted Items, and Create Content. The main content area displays two folders: LESSONS and Lesson Templates. The LESSONS folder contains a table of lessons, and the Lesson Templates folder contains a table of templates. On the right side, there are sections for Actions and Usage. The Actions section has a red box around the 'Create Lesson in Create Online' and 'Create Lesson in SoftChalk Create' options. The Usage section shows a progress bar for 208.52 MB / 1.00 GB.

softChalk
CLOUD

rlumadue (expires in days) Renew | Logout Search Repository Advanced Search

Home My Content ▾ SoftChalk Share ScoreCenter ▾ Account ▾ Get Started Support

Learning Objects **Lessons** Files Deleted Items Create Content

Showing 1 - 2 of 2 Folder(s)

LESSONS +

Name	Type	Privacy			
Basic Physics	lesson	Personal	↔	✎	🗑
Time Management	lesson	Personal	↔	✎	🗑
College Skills	lesson	Personal	↔	✎	🗑
Introduction to Electrical Circuit Simulation	lesson	Personal	↔	✎	🗑
Note-taking Strategies for STEM Courses	lesson	Personal	↔	✎	🗑
WISE Pathways Career Exploration Program Session 1	lesson	Personal	↔	✎	🗑

Lesson Templates + ✎ 👤 🗑

Name	Type	Privacy			
SkillsCommons Course Template	lesson	Personal	↔	✎	🗑
SkillsCommons Simulation Template	lesson	Personal	↔	✎	🗑
SkillsCommons Booster Template	lesson	Personal	↔	✎	🗑

Actions

- Create Lesson in Create Online
- Create Lesson in SoftChalk Create
- + Create Folder
- ↓ Sort Folders
- Collapse All
- Expand All

Usage

208.52 MB / 1.00 GB

Results Per Page: 1 | 10 | 25 | 50 | 100

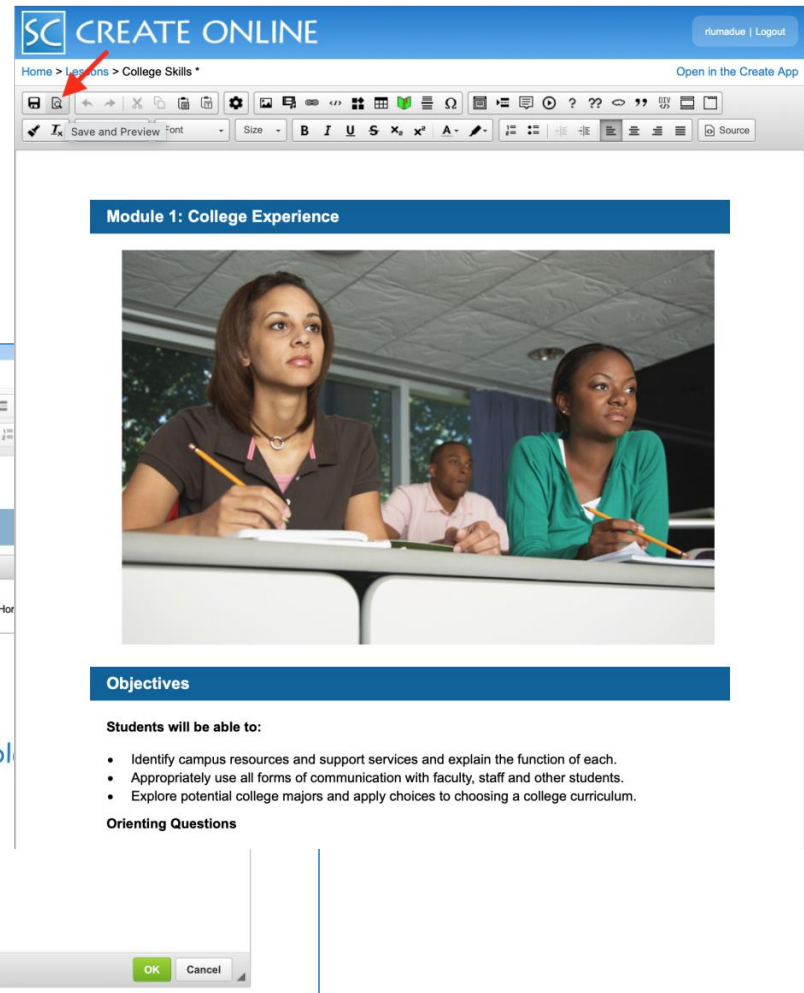
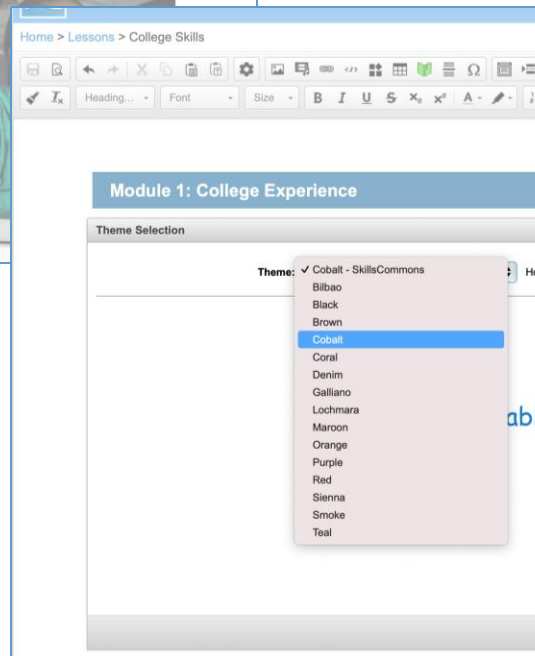
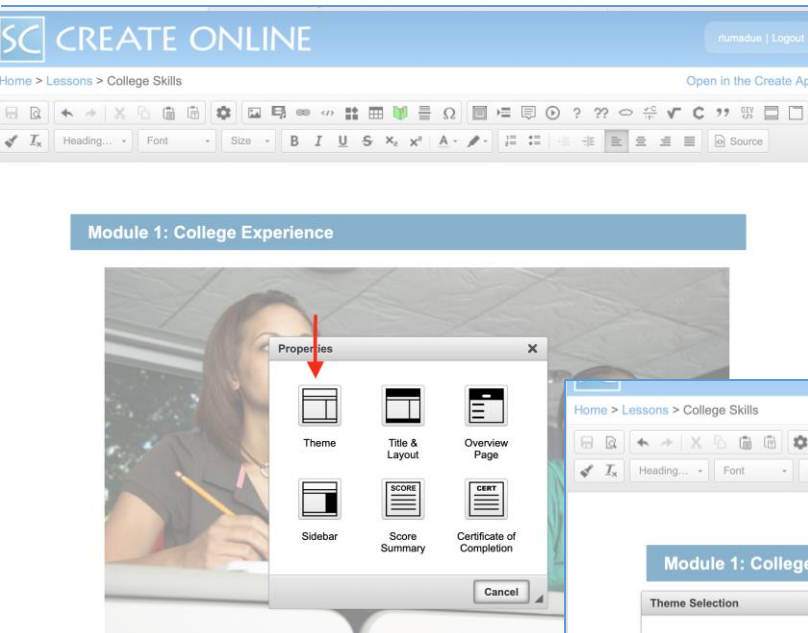
[Back to top](#)

Title and Save Your Lesson

The screenshot shows the SC CREATE ONLINE interface. At the top left is the logo 'SC CREATE ONLINE'. At the top right, it says 'rlumadue | Logout'. Below the header, the breadcrumb 'Home > Lessons > New Lesson *' is visible, with a red arrow pointing to the 'New Lesson *' text. To the right of the breadcrumb is a link 'Open in the Create App'. Below the breadcrumb is a rich text editor toolbar with various icons for undo, redo, bold, italic, underline, strikethrough, text color, background color, link, unlink, list, and source. The main content area contains the text 'College Skills: Module 1'.

The screenshot shows the SC CREATE ONLINE interface. At the top left is the logo 'SC CREATE ONLINE'. At the top right, it says 'rlumadue | Logout'. Below the header, the breadcrumb 'Home > Lessons > College Skills: Module 1 *' is visible, with a red arrow pointing to the 'College Skills: Module 1 *' text. To the right of the breadcrumb is a link 'Open in the Create App'. Below the breadcrumb is a rich text editor toolbar with various icons for undo, redo, bold, italic, underline, strikethrough, text color, background color, link, unlink, list, and source. The main content area contains the text 'College Skills: Module 1'.

Theme: Lesson Properties Tool



Your Theme: “After”

College Skills: Module 1

SkillsCommons Free Online Course

[Start Lesson](#)



Welcome to College Skills Module 1! In this module students will learn about campus resources and support services, how to appropriately use all forms of communication with faculty, staff and other students and also explore potential college majors and apply those choices to choosing a college curriculum.

Students will have access to an embedded open textbook, videos, assessments and learning activities.

This module is part of the six module "College Skills" course that was developed to ensure students are successful in their first year of college. A complete list of the six modules is included here:

- Module 1: You and Your College Experience
- Module 2: Manage Yourself, Manage Your Time
- Module 3: Listening, Note-taking, and Remembering
- Module 4: Test Taking Skills
- Module 5: Problem Solving and Decision Making
- Module 6: Planning for Your Future Career

Expert-Designed Course

This course was developed by subject matter experts, in partnership with local industries, to ensure the curriculum is aligned with the skills needed to gain employment. To ensure quality, this course was evaluated by third-party experts.

View the original submission here: [College Skills in SkillsCommons](#)

Overview Page

SC CREATE ONLINE rlumadue | Logout

Home > Lessons > College Skills * Open in the Create App

Lesson Properties

Module 1: College Experience



Objectives

Students will be able to:

- Identify campus resources and support services and explain the function of each.
- Appropriately use all forms of communication with faculty, staff and other students.
- Explore potential college majors and apply choices to choosing a college curriculum.

Add Text and more...

SC CREATE ONLINE

Home > Lessons > College Skills *

Module 1: College Experience

Objectives

Students will be able to:

- Identify campus resources and support services and explain the function of each.
- Appropriately use all forms of communication with faculty, staff and other students.
- Explore potential college majors and apply choices to choosing a college curriculum.

SC CREATE ONLINE

Home > Lessons > College Skills *

Module 1: College Experience

Objectives

Students will be able to:

- Identify campus resources and support services and explain the function of each.
- Appropriately use all forms of communication with faculty, staff and other students.
- Explore potential college majors and apply choices to choosing a college curriculum.

Objectives

About the Author

Students will be able to:

- Identify campus resources and support services and explain the function of each.
- Appropriately use all forms of communication with faculty, staff and other students.
- Explore potential college majors and apply choices to choosing a college curriculum.

Orienting Questions

1. What campus resources and support services are available on campus and when are they used?
2. What are the forms of communication available on campus and when are they used?
3. How can college majors and the appropriate college curriculum be determined and how do your values affect your choices?

SC CREATE ONLINE

Home > Lessons > College Skills *

Module 1: College Experience

Objectives

Students will be able to:

- Identify campus resources and support services and explain the function of each.
- Appropriately use all forms of communication with faculty, staff and other students.
- Explore potential college majors and apply choices to choosing a college curriculum.

Orienting Questions

Overview Page: “After”

College Skills: Module 1

SkillsCommons Free Online Course

Start Lesson



Welcome to College Skills Module 1! In this module students will learn about campus resources and support services, how to appropriately use all forms of communication with faculty, staff and other students and also explore potential college majors and apply those choices to choosing a college curriculum.

Students will have access to an embedded open textbook, videos, assessments and learning activities.

This module is part of the six module “College Skills” course that was developed to ensure students are successful in their first year of college. A complete list of the six modules is included here:

- Module 1: You and Your College Experience
- Module 2: Manage Yourself, Manage Your Time
- Module 3: Listening, Note-taking, and Remembering
- Module 4: Test Taking Skills
- Module 5: Problem Solving and Decision Making
- Module 6: Planning for Your Future Career

Expert-Designed Course

This course was developed by subject matter experts, in partnership with local industries, to ensure the curriculum is aligned with the skills needed to gain employment. To ensure quality, this course was evaluated by third-party experts.

View the original submission here: [College Skills in SkillsCommons](#)

This free and open course curriculum was developed by Aiken Technical College under the Accessible Support Services and Instruction for Sustainable Transition to Work (ASSIST) Consortium as part of the U.S. Department of Labor’s \$1.9 billion [Trade Adjustment Assistance Community College and Career Training \(TAACCCT\) grant program](#). More than 700 U.S. community colleges received grant funding in partnership with local industries to prepare students for employment.

Free and Open Materials

As a student, you are free to explore and use these online materials to learn about the subject. As an instructor, you are free to adopt and adapt these online materials in your teaching of the subject. SkillsCommons materials have a [Creative Commons license](#), which means you can [download material directly from SkillsCommons](#) to your computer. You are free to share, copy and redistribute the material in any medium or format you choose in accordance with the terms of use.

[Click here to view Frequently Asked Questions!](#)

Contents



Content ©2021. Some Rights Reserved.

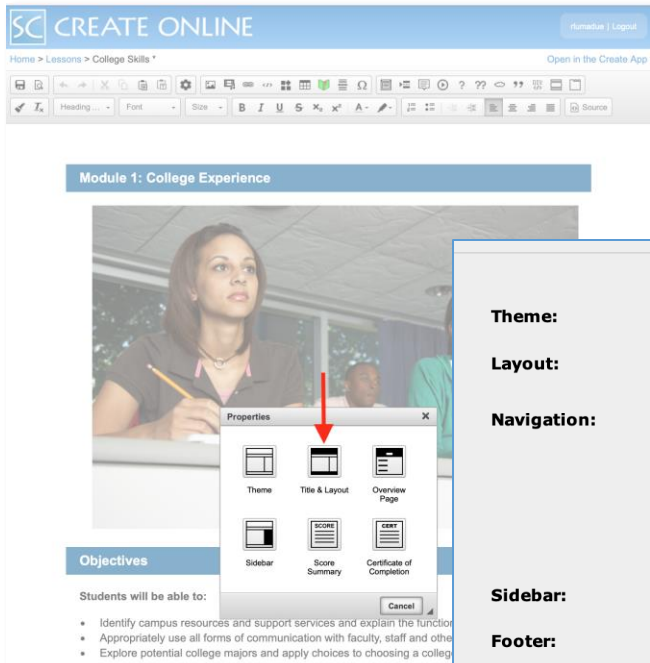
Date last modified: February 16, 2021.

This work “College Skills: Module 1” is a derivative of “COL 103: College Skills” by the Accessible Support Services and Instruction for Sustainable Transition to Work (ASSIST) Consortium used under the Creative Commons Attribution 3.0 Unported License and is licensed by SkillsCommons a Creative Commons Attribution-NonCommercial-ShareAlike 4.0 International License.

print all



Title & Layout



Theme: Cobalt - SkillsCommons [remove](#)

Layout: Horizontal

Navigation:

- Prev/Next - top
- Prev/Next - bottom
- Show TOC in Sidebar

Sidebar: [options](#)

Footer: [options](#)

Page Animation: Show

Student Score: Show

Language: English

[install_custom_theme](#)

Lesson Properties

College Skills: Module 1

SkillsCommons Free Online Course

Theme: Cobalt - SkillsCommons [remove](#)

Layout: Horizontal

Navigation:

- Prev/Next - top
- Prev/Next - bottom
- Show TOC in Sidebar

Sidebar: [options](#)

Footer: [options](#)

Page Animation: Show

Student Score: Show

Language: English

[install_custom_theme](#)

OK Cancel

Customized Footer

Lesson Properties

College Skills

SkillsCommons Free Online Preview

Footer

Print All

Copyright

Date Last Modified

License: Attribution Share Alike

Custom Text:

This work "College Skills" is a derivative of "COL 103: College Skills" by ASSIST Consortium Curriculum used under a CC BY 3.0 and is licensed by SkillsCommons under a Creative Commons Attribution Share Alike 4.0 International License.

Use Default Text


OK Cancel

OK Cancel

SC CREATE ONLINE

Home > Lessons > College Skills * Open in the Create App

Module 1: College Experience



Objectives

Students will be able to:

- Identify campus resources and support services and explain the function of each.
- Appropriately use all forms of communication with faculty, staff and other students.
- Explore potential college majors and apply choices to choosing a college curriculum.

Orienting Questions

Title & Layout: "After"

College Skills: Module 1

SkillsCommons Free Online Course

Start Lesson



Welcome to College Skills Module 1! In this module students will learn about campus resources and support services, how to appropriately use all forms of communication with faculty, staff and other students and also explore potential college majors and apply those choices to choosing a college curriculum.

Students will have access to an embedded open textbook, videos, assessments and learning activities.

This module is part of the six module "College Skills" course that was developed to ensure students are successful in their first year of college. A complete list of the six modules is included here:

- Module 1: You and Your College Experience
- Module 2: Manage Yourself, Manage Your Time
- Module 3: Listening, Note-taking, and Remembering
- Module 4: Test Taking Skills
- Module 5: Problem Solving and Decision Making
- Module 6: Planning for Your Future Career

Expert-Designed Course

This course was developed by subject matter experts, in partnership with local industries, to ensure the curriculum is aligned with the skills needed to gain employment. To ensure quality, this course was evaluated by third-party experts.

View the original submission here: [College Skills in SkillsCommons](#)

This free and open course curriculum was developed by Aiken Technical College under the Accessible Support Services and Instruction for Sustainable Transition to Work (ASSIST) Consortium as part of the U.S. Department of Labor's \$1.9 billion [Trade Adjustment Assistance Community College and Career Training \(TAACCCT\) grant program](#). More than 700 U.S. community colleges received grant funding in partnership with local industries to prepare students for employment.

Free and Open Materials

As a student, you are free to explore and use these online materials to learn about the subject. As an instructor, you are free to adopt and adapt these online materials in your teaching of the subject. SkillsCommons materials have a [Creative Commons license](#), which means you can [download material directly from SkillsCommons](#) to your computer. You are free to share, copy and redistribute the material in any medium or format you choose in accordance with the terms of use.

[Click here to view Frequently Asked Questions!](#)

Contents



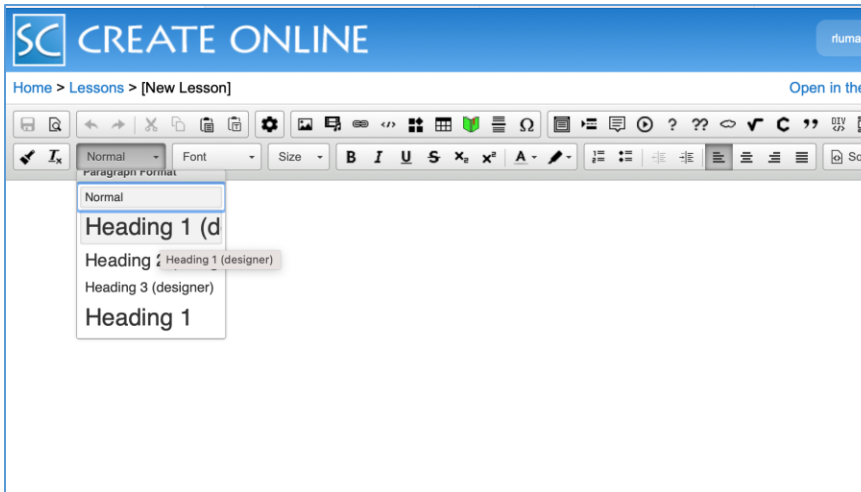
Content ©2021. Some Rights Reserved.



This work "College Skills: Module 1" is a derivative of "COL 103: College Skills" by the Accessible Support Services and Instruction for Sustainable Transition to Work (ASSIST) Consortium used under the Creative Commons Attribution 3.0 Unported License and is licensed by SkillsCommons a Creative Commons Attribution-NonCommercial-ShareAlike 4.0 International License.



Add Content to SoftChalk Lesson



CREATE ONLINE

Home > Lessons > [New Lesson]

Paragraph Format


- Normal
- Heading 1 (d)
- Heading 2 (designer)
- Heading 3 (designer)
- Heading 1



CREATE ONLINE

Home > Lessons > College Skills *

Module 1: College Experience



Objectives

Students will be able to:

- Identify campus resources and support services and explain the function of each.
- Appropriately use all forms of communication with faculty, staff and other students.
- Explore potential college majors and apply choices to choosing a college curriculum.

Add an Image to a SoftChalk Lesson

Image Properties

Image Info | Borders and Margins | Link

Link Source
 Local File
 Cloud File
 URL

URL

Alignment
<not set>

Width

Height


Preview


Image Caption


Alternative Text (required)

Cancel OK

CREATE ONLINE rumadue | Logout

Home > Lessons > College Skills * Open in the Create App

Module 1: College Experience



Objectives

Students will be able to:

- Identify campus resources and support services and explain the function of each.
- Appropriately use all forms of communication with faculty, staff and other students.
- Explore potential college majors and apply choices to choosing a college curriculum.

Orienting Questions

Preview the Image: “After”



Module 1: College Experience



Objectives

Students will be able to:

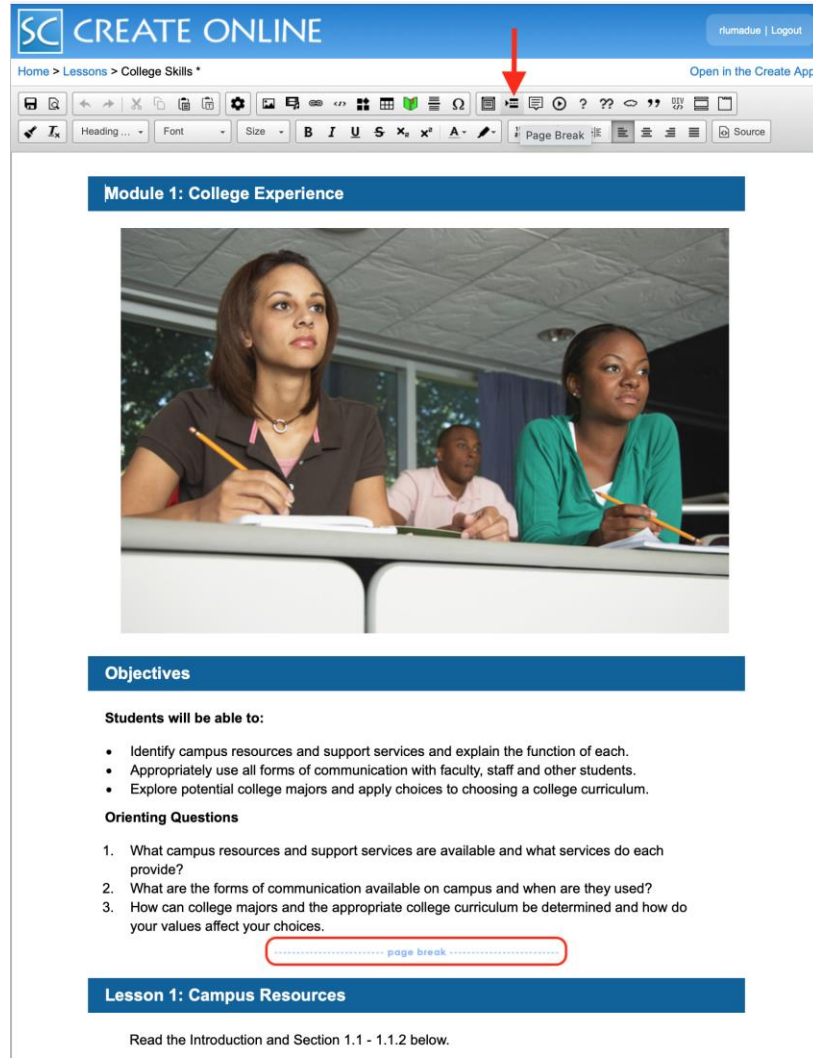
- Identify campus resources and support services and explain the function of each.
- Appropriately use all forms of communication with faculty, staff and other students.
- Explore potential college majors and apply choices to choosing a college curriculum.

Orienting Questions

1. What campus resources and support services are available and what services do each provide?
2. What are the forms of communication available on campus and when are they used?
3. How can college majors and the appropriate college curriculum be determined and how do your values affect your choices.

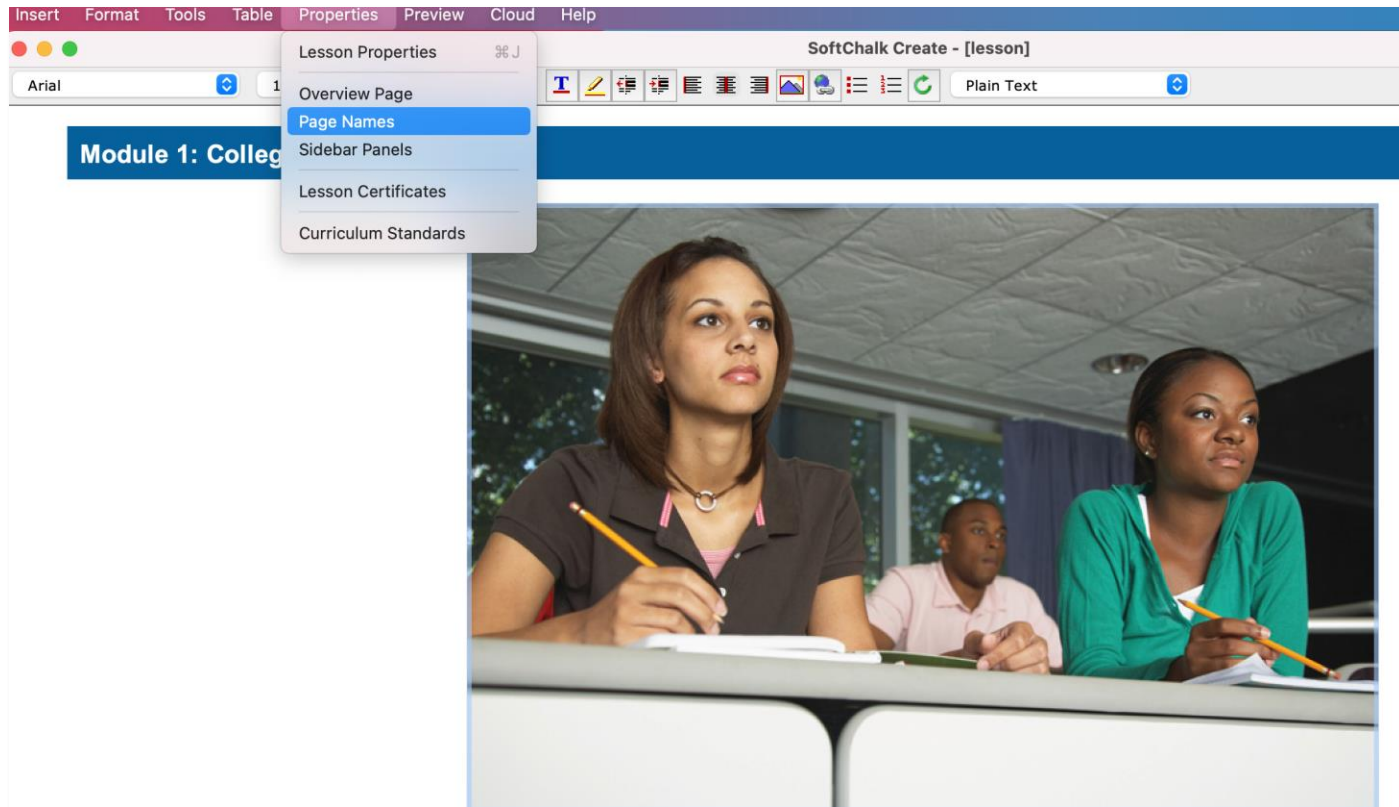
[Next](#)

Insert a Page Break



The screenshot shows the SC Create Online editor interface. At the top, there is a blue header with the SC logo and the text "CREATE ONLINE". To the right of the header, it says "Humadue | Logout". Below the header, there is a navigation bar with "Home > Lessons > College Skills *". To the right of the navigation bar, it says "Open in the Create App". Below the navigation bar, there is a toolbar with various icons. A red arrow points to the "Page Break" icon, which is represented by a vertical line with a double-headed arrow. Below the toolbar, there is a blue header for "Module 1: College Experience". Below this header, there is a photograph of three students sitting at desks in a classroom, looking towards the front. Below the photograph, there is a blue header for "Objectives". Below this header, there is a section titled "Students will be able to:" followed by a list of three bullet points. Below the list, there is a section titled "Orienting Questions" followed by a list of three numbered questions. Below the list, there is a red box containing the text "..... page break". Below the red box, there is a blue header for "Lesson 1: Campus Resources". Below this header, there is a section titled "Read the Introduction and Section 1.1 - 1.1.2 below."

Customized Page Names



The screenshot shows the SoftChalk Create software interface. The top menu bar includes 'Insert', 'Format', 'Tools', 'Table', 'Properties', 'Preview', 'Cloud', and 'Help'. The 'Properties' menu is open, showing options: 'Lesson Properties', 'Overview Page', 'Page Names' (highlighted), 'Sidebar Panels', 'Lesson Certificates', and 'Curriculum Standards'. The main content area features a blue header with the text 'Module 1: Colleg' and a large image of three students sitting at desks in a classroom, looking towards the right.

Objectives

Students will be able to:

- Identify campus resources and support services and explain the function of each.
- Appropriately use all forms of communication with faculty, staff and other students.
- Explore potential college majors and apply choices to choosing a college curriculum.

Name Pages of Your Lesson

Page Names

Name the pages as you would like them to appear in the Table of Contents

Title Page:

Page 1:

Page 2:

Page 3:

Page 4:

Page 5:

Page 6:

Page 7:

Page 8:

Page 9:

Page 10:

Page 11:

Page 12:

Page 13:

Page 14:

Page 15:

SC CREATE ONLINE rumedue | Logout

Home > Lessons > College Skills * Open in the Create App

Save and Preview Font Size B I U S x₀ x² A

Module 1: College Experience



Objectives

Students will be able to:

- Identify campus resources and support services and explain the function of each.
- Appropriately use all forms of communication with faculty, staff and other students.
- Explore potential college majors and apply choices to choosing a college curriculum.

Orienting Questions

Page Names: "After"

SKILLS COMMONS
open for learning


College Skills: Module 1
SkillsCommons Free Online Course

< 1 of 17 > Score: 0 of 270

Contents

- Overview
- Module 1: College Experience**
- Module 1: College Experience
- Objectives
- Lesson 1: Campus Resources
- Textbook Reading: "What is College, Really?"
- Lesson 1: Reinforcement
- Activity: Scavenger Hunt
- Lesson 2: Communication and College
- Presentation: Communication Skills for Online Learning
- Textbook Reading: "Communicating with Instructors"
- Lesson 2: Reinforcement
- Activity: Instructor and Classmate Communication
- Lesson 3: College Major Exploration
- Presentation: Educational Planning
- Textbook Reading: Who Are You, Really?
- Video: "I realized it was OK to change my major"
- College Major Quiz
- Lesson 3: Reinforcement
- Activity: Determining a Major

Module 1: College Experience



Objectives

Students will be able to:

- Identify campus resources and support services and explain the function of each.
- Appropriately use all forms of communication with faculty, staff and other students.
- Explore potential college majors and apply choices to choosing a college curriculum.


Orienting Questions

- What campus resources and support services are available and what services do each provide?
- What are the forms of communication available on campus and when are they used?
- How can college majors and the appropriate college curriculum be determined and how do your values affect your choices.

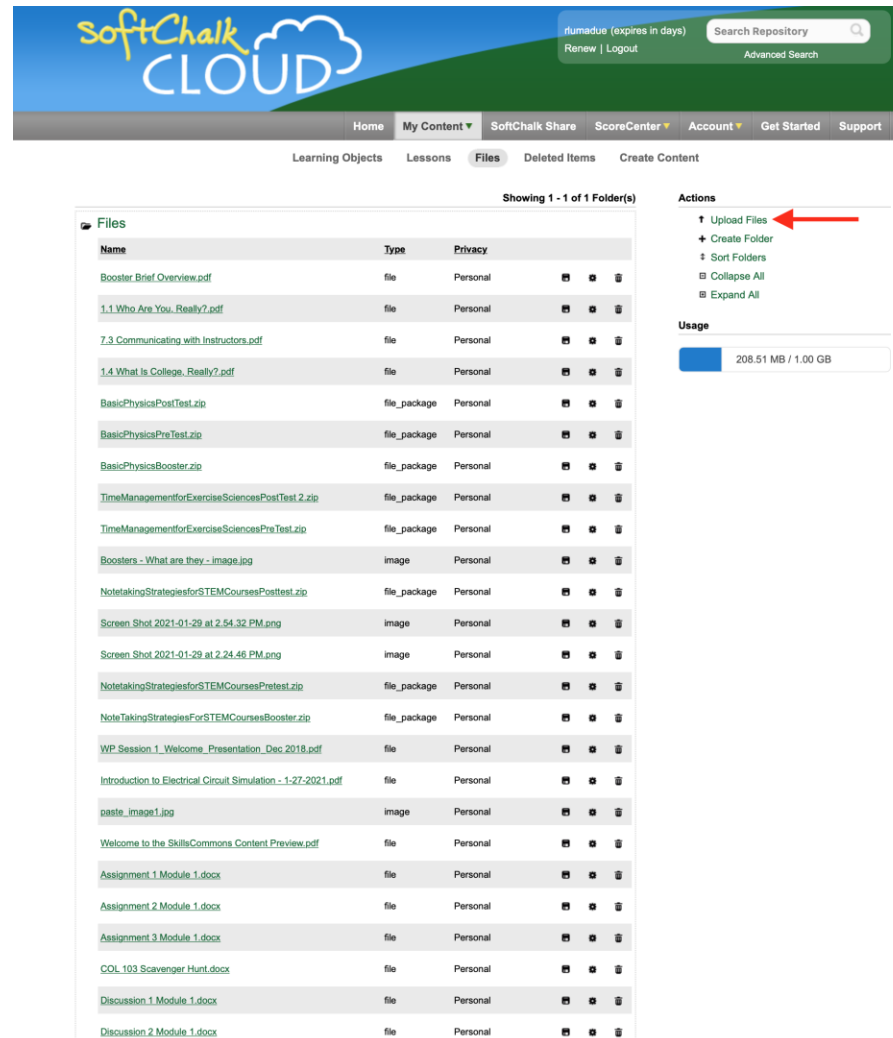
[Next](#)

Content ©2021. Some Rights Reserved.
Date last modified: February 8, 2021.
This work "College Skills: Module 1" is a derivative of "COL 103: College Skills" by the Accessible Support Services and Instruction for Sustainable Transition to Work (ASSIST) Consortium used under the Creative Commons Attribution 3.0 Unported License and is licensed by SkillsCommons a Creative Commons Attribution-NonCommercial-ShareAlike 4.0 International License.

print all



Upload Zip File to SoftChalk



The screenshot displays the SoftChalk Cloud user interface. At the top, the logo 'softChalk CLOUD' is visible on the left, and user information 'rlumadue (expires in days)' with 'Renew | Logout' and a search bar 'Search Repository' are on the right. A navigation bar below the logo contains links for 'Home', 'My Content', 'SoftChalk Share', 'ScoreCenter', 'Account', 'Get Started', and 'Support'. Below this, a secondary navigation bar includes 'Learning Objects', 'Lessons', 'Files' (highlighted), 'Deleted Items', and 'Create Content'.

The main content area is titled 'Showing 1 - 1 of 1 Folder(s)'. It features a 'Files' section with a table listing various files and folders. The table has columns for 'Name', 'Type', and 'Privacy'. A red arrow points to the 'Upload Files' option in the 'Actions' menu on the right side of the interface.

Name	Type	Privacy			
Booster_Brief_Overview.pdf	file	Personal	🔍	🗑️	🔒
1.1 Who Are You, Really?.pdf	file	Personal	🔍	🗑️	🔒
7.3 Communicating with Instructors.pdf	file	Personal	🔍	🗑️	🔒
1.4 What Is College, Really?.pdf	file	Personal	🔍	🗑️	🔒
BasicPhysicsPostTest.zip	file_package	Personal	🔍	🗑️	🔒
BasicPhysicsPreTest.zip	file_package	Personal	🔍	🗑️	🔒
BasicPhysicsBooster.zip	file_package	Personal	🔍	🗑️	🔒
TimeManagementforExerciseSciencesPostTest 2.zip	file_package	Personal	🔍	🗑️	🔒
TimeManagementforExerciseSciencesPreTest.zip	file_package	Personal	🔍	🗑️	🔒
Boosters - What are they - image.jpg	image	Personal	🔍	🗑️	🔒
NoteTakingStrategiesforSTEMCoursesPosttest.zip	file_package	Personal	🔍	🗑️	🔒
Screen_Shot_2021-01-29_at_2.54.32_PM.png	image	Personal	🔍	🗑️	🔒
Screen_Shot_2021-01-29_at_2.24.46_PM.png	image	Personal	🔍	🗑️	🔒
NoteTakingStrategiesforSTEMCoursesPretest.zip	file_package	Personal	🔍	🗑️	🔒
NoteTakingStrategiesForSTEMCoursesBooster.zip	file_package	Personal	🔍	🗑️	🔒
WP_Session_1_Welcome_Presentation_Dec 2018.pdf	file	Personal	🔍	🗑️	🔒
Introduction to Electrical Circuit Simulation - 1-27-2021.pdf	file	Personal	🔍	🗑️	🔒
paste_image1.jpg	image	Personal	🔍	🗑️	🔒
Welcome to the SkillsCommons Content Preview.pdf	file	Personal	🔍	🗑️	🔒
Assignment 1 Module 1.docx	file	Personal	🔍	🗑️	🔒
Assignment 2 Module 1.docx	file	Personal	🔍	🗑️	🔒
Assignment 3 Module 1.docx	file	Personal	🔍	🗑️	🔒
COL 103 Scavenger Hunt.docx	file	Personal	🔍	🗑️	🔒
Discussion 1 Module 1.docx	file	Personal	🔍	🗑️	🔒
Discussion 2 Module 1.docx	file	Personal	🔍	🗑️	🔒

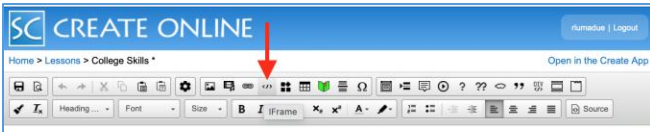
Actions

- ↑ Upload Files
- + Create Folder
- † Sort Folders
- ☐ Collapse All
- ☑ Expand All

Usage

208.51 MB / 1.00 GB

Add an iFrame to embed a resource



Module 1: College Experience



Objectives

Students will be able to:

- Identify campus resources and support services and explain the function of
- Appropriately use all forms of communication with faculty, staff and other stu
- Explore potential college majors and apply choices to choosing a college cur

iFrame Properties

- Link Source
- Local File
 - Cloud File
 - URL

Select File

Width

Height

Enable scrollbars

Show frame border

Description

Cancel

OK

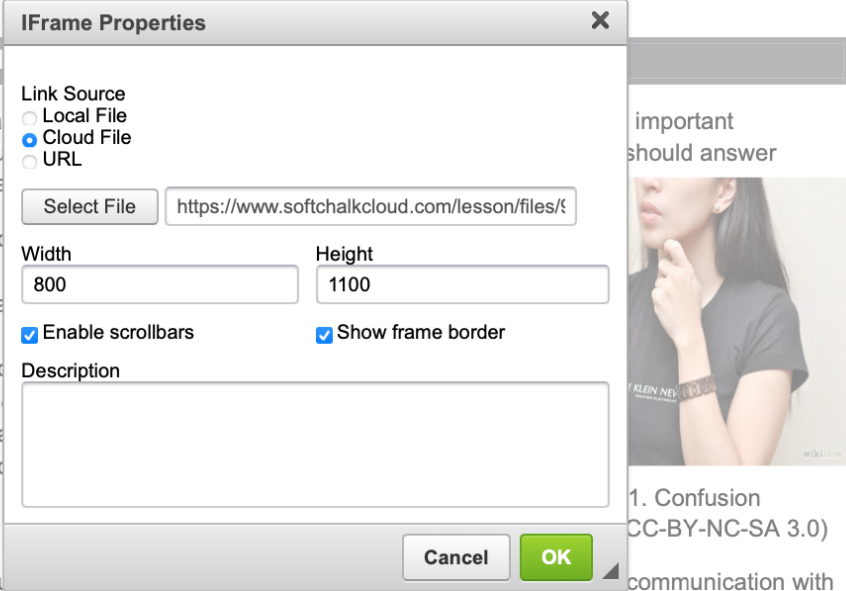
My Files

- paste_image1.jpg
- Welcome to the SkillsCommons Content Preview.pdf
- Assignment 1 Module 1.docx
- Assignment 2 Module 1.docx
- Assignment 3 Module 1.docx
- COL 103 Scavenger Hunt.docx
- Discussion 1 Module 1.docx
- Discussion 2 Module 1.docx
- Video Transcript for Email Etiquette for Professors (2).docx
- Campus Resources - Lesson 1.pdf

Cancel

OK

Link to file Uploaded to SoftChalk



IFrame Properties

Link Source

Local File

Cloud File

URL

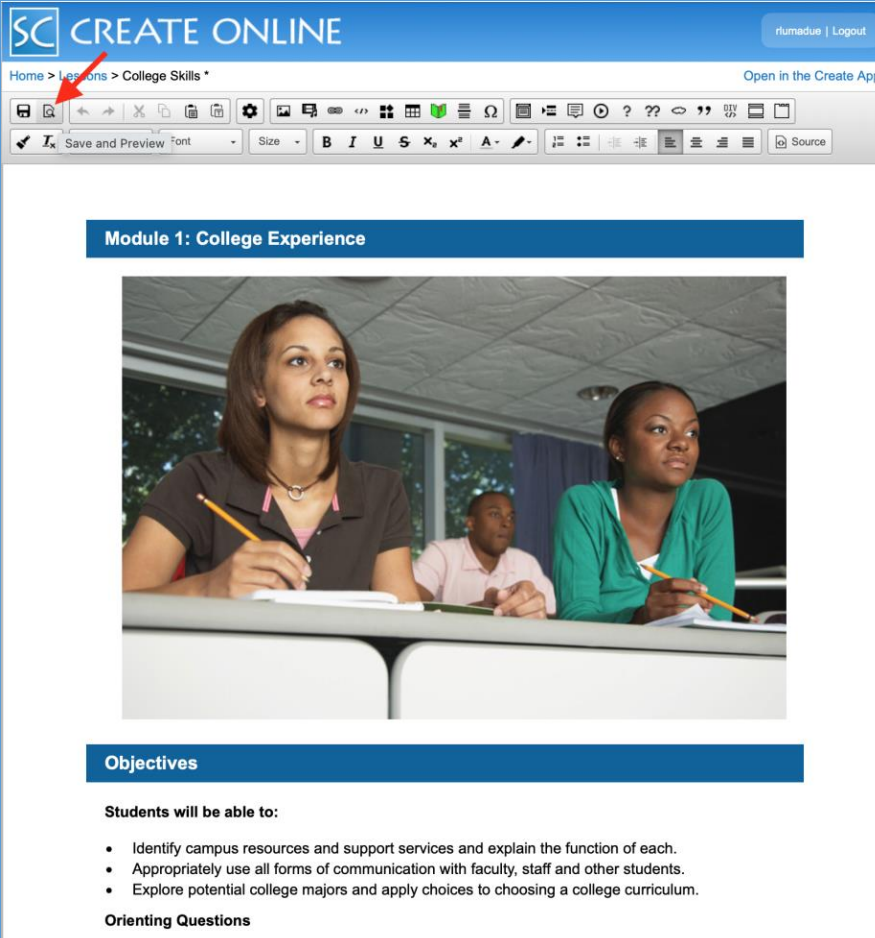
Select File

Width Height

Enable scrollbars Show frame border

Description

Cancel OK




CREATE ONLINE rumadue | Logout

Home > Lessons > College Skills * Open in the Create App

Save and Preview Font Size B I U S x² A

Module 1: College Experience



Objectives

Students will be able to:

- Identify campus resources and support services and explain the function of each.
- Appropriately use all forms of communication with faculty, staff and other students.
- Explore potential college majors and apply choices to choosing a college curriculum.

Orienting Questions

iFrame with embedded PDF: “After”

SKILLS COMMONS
open for learning

College Skills: Module 1
SkillsCommons Free Online Course

< 2 of 17 > Score: 0 of 270

Contents

- Overview
- Module 1: College Experience
 - Lesson 1: Campus Resources**
 - Lesson 1: Campus Resources
 - Textbook Reading: "What is College, Really?"
 - Lesson 1: Reinforcement
 - Activity: Scavenger Hunt
- Module 2: Communication and College
 - Presentation: Communication Skills for Online Learning
 - Textbook Reading: "Communicating with Instructors"
 - Lesson 2: Reinforcement
 - Activity: Instructor and Classmate Communication
- Module 3: College Major Exploration
 - Presentation: Educational Planning
 - Textbook Reading: Who Are You, Really?
 - Video: "I realized it was OK to change my major"
 - College Major Quiz
 - Lesson 3: Reinforcement
 - Activity: Determining a Major

Lesson 1: Campus Resources


Read the Introduction and Section 1.1 - 1.1.2 below.

SkillsCommons COLLEGE SKILLS
Open Text Lesson 1 Campus Resources

INTRODUCTION

Module 1, You and Your College Experience, is intended to introduce you to important information about your college that you will need as a student. This module should answer questions such as:

- Where do I go to drop a class?
- How can I get some extra help with math?
- What financial aid is available to help me pay for college?
- Where do I go to buy books?
- What time is the library open? What library services are available online?
- Where do I go for help to log into campus resources?


 Figure 1. Confusion (by wikiHow, CC-BY-NC-SA 3.0)

Also in this module, we will discuss the importance of clear and appropriate communication with faculty members, staff and administration as well as your fellow students. These skills will be extremely beneficial to you in your college years, but also in your everyday life now and in the future.

You will also explore potential college majors. During this exploration, you will focus on how your personal values impact your choice of college majors and your career path. Finally, you will learn how to choose your major.

1.1 KNOWING YOUR COLLEGE

To be successful in life you need to be fully informed and make wise decisions. College is no different. You have to make choices throughout your college career and sometimes you might require assistance to gather the information needed to make a good decision. This is why it is important for you to be familiar with the resources and support services available to you on your college campus. Your college offers these services because they want you to be successful so search out the information you need.

 Figure 2. Getting Information


SKILLS COMMONS open for learning < Your Logo Here > Page | 1
Version | COL Skills | Rev 1 2020

Linked Presentation using an image

SC CREATE ONLINE

Home > Lessons > College Skills *

Module 1: College Experience



Objectives

Students will be able to:

- Identify campus resources and support services and explain
- Appropriately use all forms of communication with faculty, staff, and students
- Explore potential college majors and apply choices to choose

Image Properties

Image Info | Borders and Margins | Link

Link Source

Local File

Cloud File

URL

URL

Screen%20Shot%202021-01-30%20at%2011.59.03%2

Alignment

<not set>

Width

800

Height

465

Preview




Image Caption

Alternative Text (required)

Communication Skills for Online Learning

Cancel OK

Image Properties

Image Info | Borders and Margins | Link

URL

<https://apps.3cm mediasolutions.org/oei/modules/communication/story/#menu>

Target

New Window (_blank)

Cancel OK

Linked Presentation: “After”

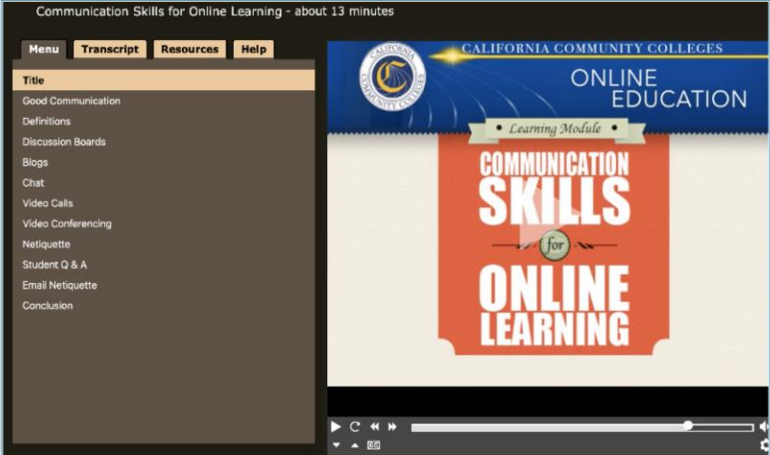
SC CREATE ONLINE rumadue | Logout

Home > Lessons > College Skills * Open in the Create App

Normal Font Size Image I U S x₂ x₃ A Source

Presentation: Communication Skills for Online Learning

Click the image below to view the presentation.



The video player shows a presentation slide with the following content:

- Menu Transcript Resources Help
- Title
- Good Communication
- Definitions
- Discussion Boards
- Blogs
- Chat
- Video Calls
- Video Conferencing
- Netiquette
- Student Q & A
- Email Netiquette
- Conclusion


The main slide features the California Community Colleges logo and the text: "ONLINE EDUCATION Learning Module COMMUNICATION SKILLS for ONLINE LEARNING".

SC CREATE ONLINE rumadue | Logout

Home > Lessons > College Skills * Open in the Create App

Save and Preview Font Size B I U S x₂ x₃ A Source

Module 1: College Experience



Objectives

Students will be able to:

- Identify campus resources and support services and explain the function of each.
- Appropriately use all forms of communication with faculty, staff and other students.
- Explore potential college majors and apply choices to choosing a college curriculum.

Orienting Questions

Linked Presentation: "After"

SKILLS COMMONS
open for learning

College Skills: Module 1
SkillsCommons Free Online Course

< 7 of 17 > Score: 0 of 270

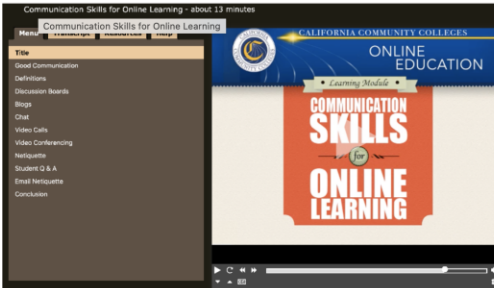
Contents

- Overview
- Module 1: College Experience
- Lesson 1: Campus Resources
- Textbook Reading: "What is College, Really?"
- Lesson 1: Reinforcement
- Activity: Scavenger Hunt
- Lesson 2: Communication and College
- Presentation: Communication Skills for Online Learning**
- Presentation: Communication Skills for Online Learning
- Textbook Reading: "Communicating with Instructors"
- Lesson 2: Reinforcement
- Activity: Instructor and Classmate Communication
- Lesson 3: College Major Exploration
- Presentation: Educational Planning
- Textbook Reading: Who Are You, Really?
- Video: "I realized it was OK to change my major"
- College Major Quiz
- Lesson 3: Reinforcement
- Activity: Determining a Major

Presentation: Communication Skills for Online Learning


Click the image below to view the presentation.

Communication Skills for Online Learning - about 13 minutes



Previous | Next

Content ©2021. Some Rights Reserved.
Date last modified: February 16, 2021.
This work "College Skills: Module 1" is a derivative of "COL 103: College Skills" by the Accessible Support Services and Instruction for Sustainable Transition to Work (ASSIST) Consortium used under the Creative Commons Attribution 3.0 Unported License and is licensed by SkillsCommons a Creative Commons Attribution-NonCommercial-ShareAlike 4.0 International License.

 edit: en

Create a Quiz Popper

The screenshot shows the 'CREATE ONLINE' interface. At the top, there is a navigation bar with 'Home > Lessons > College Skills *' and a user profile 'rumadue | Logout'. Below this is a toolbar with various icons, including a question mark icon highlighted by a red arrow. The main content area displays 'Lesson 1: Reinforcement' and 'Complete the 5 Multiple Choice Questions below'. A large placeholder box contains the text 'Inline Multiple Choice Q Placeholder'. A 'Create a QuizPopper' dialog box is open, showing various question types: Essay, Feedback Question, Matching, Multiple Answer, Multiple Blanks, Multiple Choice, Ordering, Sentence Completion, Short Answer, and True/False.

The 'Objectives' section is titled 'Students will' and lists three bullet points:

- Identify campus resources and support services and explain the function
- Appropriately use all forms of communication with faculty, staff and other
- Explore potential college majors and apply choices to choosing a college

Below the objectives is the 'Orienting Questions' section, which contains three numbered questions:

1. What campus resources and support services are available and what services do they provide?
2. What are the forms of communication available on campus and when are they used?
3. How can college majors and the appropriate college curriculum be determined? How do your values affect your choices?

The 'QuizPopper, Multiple Choice' dialog box has tabs for 'Question', 'Answers', 'Feedback', and 'Display'. The 'Question' tab is active, showing a text area with the question: 'Most colleges have additional individualized assistance with courses, writing, etc. available through an area such as the'. Below the question is a 'Scoring' section with a 'Points' field set to '10' and a checked 'Allow retry?' checkbox. At the bottom, there is a 'Points: 10' label and 'Cancel' and 'OK' buttons.

Add questions to QuizPopper

QuizPopper, Multiple Choice [X]

Question | Answers | Feedback | Display

Enter answer choices, select correct answer. Optional feedback for each answer.

Correct	Answers	Individual Feedback (optional)
<input checked="" type="radio"/> a.	Student Support Services	
<input type="radio"/> b.	Computer Lab	

Rich Text Editor, qp_multiple_choice-answers-b

Add Answer

Points: 10

Cancel OK

SC CREATE ONLINE rlumadue | Logout

Home > Lessons > College Skills * Open in the Create App

Module 1: College Experience



Objectives

Students will be able to:

- Identify campus resources and support services and explain the function of each.
- Appropriately use all forms of communication with faculty, staff and other students.
- Explore potential college majors and apply choices to choosing a college curriculum.

Orienting Questions

QuizPopper: "After"

SKILLS COMMONS
open for learning

College Skills: Module 1
SkillsCommons Free Online Course

< 4 of 17 > Score: 0 of 270

Contents

- Overview
- Module 1: College Experience
 - Lesson 1: Campus Resources
 - Textbook Reading: "What is College, Really?"
 - Lesson 1: Reinforcement**
 - Lesson 1: Reinforcement
 - Lesson 2: Communication and College
 - Activity: Scavenger Hunt
 - Lesson 3: College Major Exploration
 - Presentation: Educational Planning
 - Textbook Reading: Who Are You, Really?
 - Video: "I realized it was OK to change my major"
 - College Major Quiz

Lesson 1: Reinforcement

Complete the 5 Multiple Choice Questions below.

Value: 10

Most colleges have additional individualized assistance with courses, writing, etc. available through an area such as the

- a. Student Support Services
- b. Computer Lab
- c. Career/Workforce Readiness Center
- d. Student Services Office

Check Answer

Value: 10

The main campus resources include which of the following?

[mark all correct answers]

- a. Student Services Office
- b. College Catalog
- c. College Website
- d. Tutoring
- e. Bookstore

Check Answer

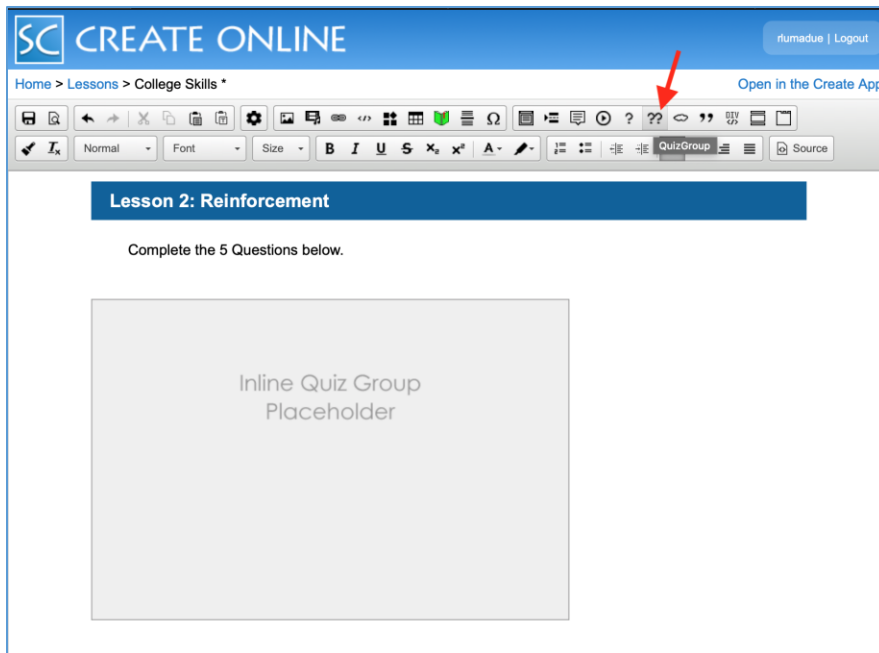
Value: 10

This area usually has job opportunity information and information on workplace skills training:

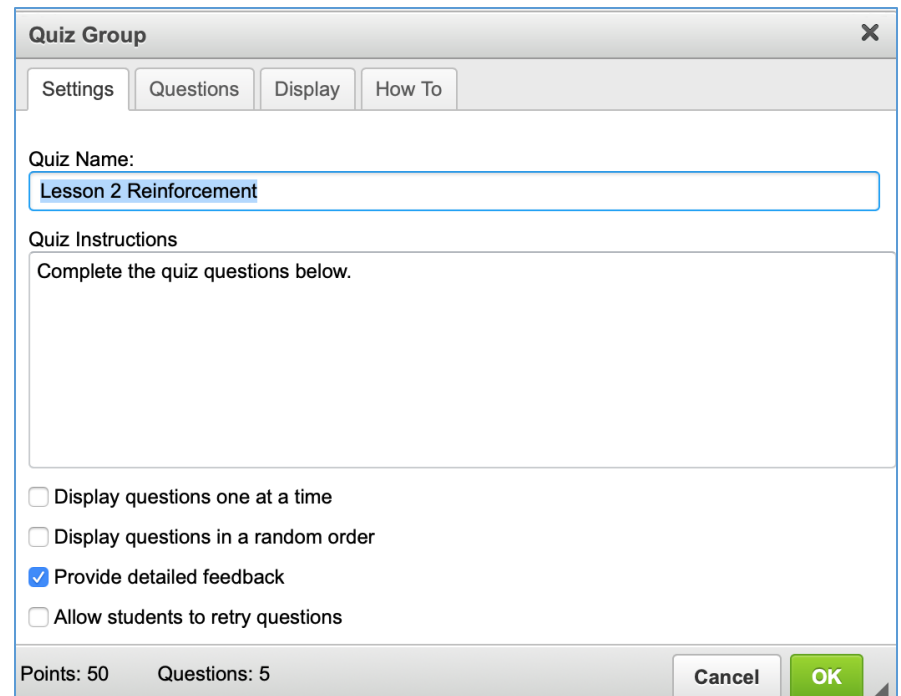
- a. Counseling
- b. Academic Advising
- c. Business Office
- d. Career Guidance

Check Answer

Create a Quiz Group



The screenshot shows the 'CREATE ONLINE' editor interface. The top navigation bar includes the logo, the text 'CREATE ONLINE', and a user profile 'rhumadue | Logout'. Below the navigation bar, the breadcrumb trail reads 'Home > Lessons > College Skills *'. A toolbar with various editing tools is visible, with a red arrow pointing to the 'QuizGroup' icon. The main content area features a blue header for 'Lesson 2: Reinforcement' and the instruction 'Complete the 5 Questions below.' Below this is a large gray placeholder box labeled 'Inline Quiz Group Placeholder'.



The 'Quiz Group' dialog box is shown with a close button (X) in the top right corner. It has four tabs: 'Settings', 'Questions', 'Display', and 'How To'. The 'Settings' tab is active. The 'Quiz Name' field contains the text 'Lesson 2 Reinforcement'. The 'Quiz Instructions' field contains the text 'Complete the quiz questions below.' Below the instructions are three checkboxes: 'Display questions one at a time' (unchecked), 'Display questions in a random order' (unchecked), and 'Provide detailed feedback' (checked). At the bottom, there are two more checkboxes: 'Allow students to retry questions' (unchecked). The bottom status bar shows 'Points: 50' and 'Questions: 5'. At the bottom right, there are 'Cancel' and 'OK' buttons.

Modify Quiz Group

✕
Quiz Group

Settings
Questions
Display
How To

		Type	Question	Points	
⇅	✎	Multiple Choice	Keeping lines of communication open with ...	10	✖
⇅	✎	True/False	It is appropriate to aggressively disagree...	10	✖
⇅	✎	Multiple Choice	Ethnicity is defined as	10	✖
⇅	✎	Multiple Choice	_____ is very important to your s...	10	✖
⇅	✎	True/False	Instructors are not too busy for you to ju...	10	✖

Add Question(s)

Points: 50 Questions: 5

Cancel
OK

rumadue | Logout
SC CREATE ONLINE

Home > Lessons > College Skills *
Open in the Create App

Save and Preview
Font
Size
B
I
U
S
X
A

Module 1: College Experience



Objectives

Students will be able to:

- Identify campus resources and support services and explain the function of each.
- Appropriately use all forms of communication with faculty, staff and other students.
- Explore potential college majors and apply choices to choosing a college curriculum.

Orienting Questions

Quiz Group: "After"



Contents

Overview

Module 1: College Experience

Lesson 1: Campus Resources

Textbook Reading: "What is College, Really?"

Lesson 1: Reinforcement

Activity: Scavenger Hunt

Lesson 2: Communication and College

Presentation: Communication Skills for Online Learning

Textbook Reading: "Communicating with Instructors"

Lesson 2: Reinforcement

Lesson 2: Reinforcement

Activity: Instructor and Classmate Communication

Lesson 3: College Major Exploration

Presentation: Educational Planning

Textbook Reading: Who Are You, Really?

Video: "I realized it was OK to change my major"

College Major Quiz

Lesson 3: Reinforcement

Activity: Determining a Major

Lesson 2: Reinforcement

Complete the 5 Questions below.

Complete the quiz questions below.

Value: 10

Keeping lines of communication open with your _____ will be most beneficial in reaching your academic goals.

- a. Academic Advisor
- b. Parents
- c. Instructors
- d. Classmates

Value: 10

It is appropriate to aggressively disagree with a classmate in class discussions.

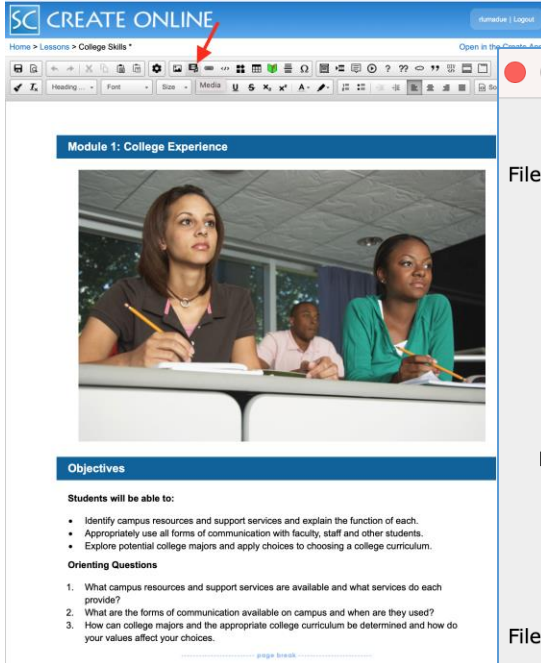
- True
- False

Value: 10

Ethnicity is defined as

- a. a group of people who are related to each other including those who lived in the past.
- b. an affiliation with a particular nationality or nation.
- c. the beliefs, customs, arts, etc. of a particular society, group, place, or time.
- d. a category of humankind that shares certain distinctive physical traits.


Add Media



SC CREATE ONLINE

Home > Lessons > College Skills

Module 1: College Experience



Objectives

Students will be able to:

- Identify campus resources and support services and explain the function of each.
- Appropriately use all forms of communication with faculty, staff and other students.
- Explore potential college majors and apply choices to choosing a college curriculum.

Orienting Questions

- What campus resources and support services are available and what services do each provide?
- What are the forms of communication available on campus and when are they used?
- How can college majors and the appropriate college curriculum be determined and how do your values affect your choices.

Insert Media

Choose file type, then select a file or enter a URL.

File Type

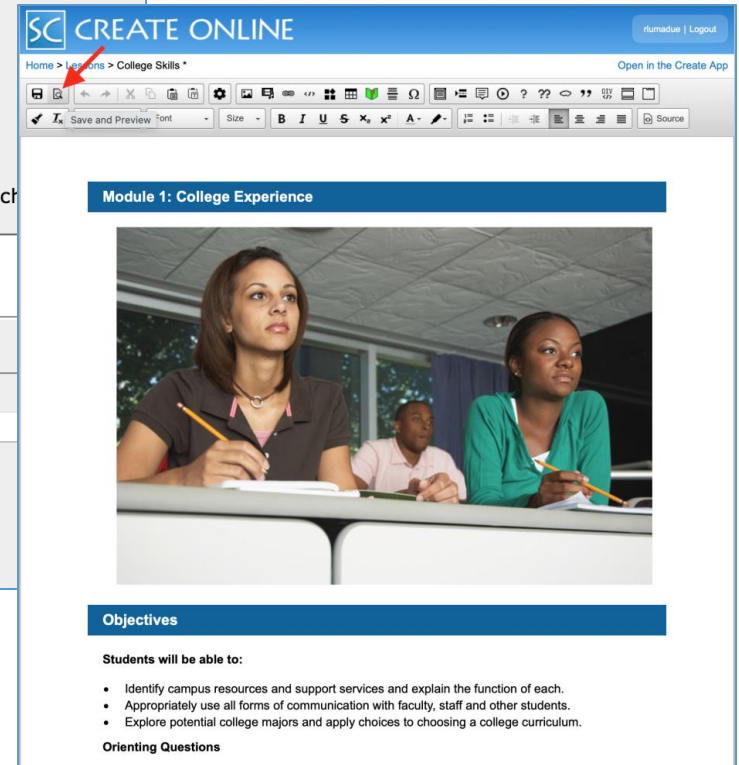
Audio Video

Insert as: Linked file Inline player

Width: Height:

Describe Media for use with screen reader/assistive tech


File Path or URL



SC CREATE ONLINE

Home > Lessons > College Skills

Module 1: College Experience



Objectives

Students will be able to:

- Identify campus resources and support services and explain the function of each.
- Appropriately use all forms of communication with faculty, staff and other students.
- Explore potential college majors and apply choices to choosing a college curriculum.

Orienting Questions

Embedded Media: "After"

SKILLS COMMONS
open for learning


College Skills: Module 1
SkillsCommons Free Online Course

< 14 of 17 > Score: 0 of 270

Contents

- Overview
- Module 1: College Experience
 - Lesson 1: Campus Resources
 - Textbook Reading: "What is College, Really?"
 - Lesson 1: Reinforcement
 - Activity: Scavenger Hunt
 - Lesson 2: Communication and College
 - Presentation: Communication Skills for Online Learning
 - Textbook Reading: "Communicating with Instructors"
 - Lesson 2: Reinforcement
 - Activity: Instructor and Classmate Communication
 - Lesson 3: College Major Exploration
 - Presentation: Educational Planning
 - Textbook Reading: Who Are You, Really?
 - Video: "I realized it was OK to change my major"**
 - Video: "I realized it was OK to change my major"
 - College Major Quiz
 - Lesson 3: Reinforcement
 - Activity: Determining a Major

Click play to view the video below: "I realized it was okay to change my major"

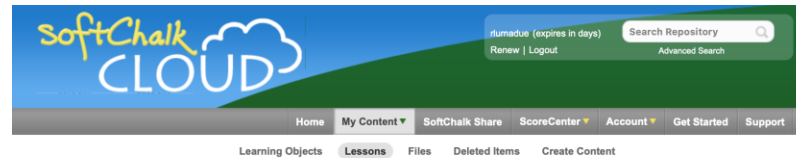


Previous | Next

Content ©2021. Some Rights Reserved.
Date last modified: February 16, 2021.
This work "College Skills: Module 1" is a derivative of "COL 103: College Skills" by the Accessible Support Services and Instruction for Sustainable Transition to Work (ASSIST) Consortium used under the Creative Commons Attribution 3.0 Unported License and is licensed by SkillsCommons a Creative Commons Attribution-NonCommercial-ShareAlike 4.0 International License.

print all

Share Your Lesson



softChalk CLOUD

flumadue (expires in days) Renew | Logout

Search Repository Advanced Search

Home My Content SoftChalk Share ScoreCenter Account Get Started Support

Learning Objects Lessons Files Deleted Items Create Content

Lessons: [College Skills Preview](#)



College Skills: Module 1

SkillsCommons Free Online Course

Start Lesson

SKILLS COMMONS
open for learning

Welcome to College Skills Module 1! In this module students will learn about campus resources and

Created with SoftChalk SC



Name: College Skills
Owner: flumadue
Type: lesson
Created: Jan 27, 2021 01:01 PM GMT
Revision: Feb 19, 2021 06:32 PM GMT
SoftChalk Version: 11
File Size: 11.21 MB
Rating: 0 vote(s)

Description: No Description
Subject(s): Education
Grade Level(s): Undergraduate
Keyword(s): No Keywords
Views: 255
Downloads: 54
Copied: 54

- Lesson Actions**
- ✓ Edit Lesson
 - Edit Lesson Properties
 - Delete Lesson
 - Copy Lesson to My Content
 - Download Lesson

Share

- ✓ Customize

Hyperlink
<https://www.softchalkcloud.com/lesson/serve/>
Launch in new window

LTI Link
<https://www.softchalkcloud.com/scorecenter/>

Embed

```
<iframe width="800px" height="600px" src="https://www.softchalkcloud.com/lesson/serve/?Wp324OzaiRj.html" frameborder="0" marginwidth="0" > </iframe>
```



What do you think?

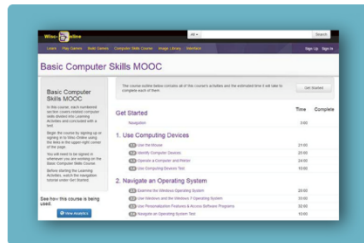
Makeover Showcases

Revise, Reuse and Makeover OER

Home > Revise, Reuse and Makeover OER

The CC BY Creative Commons license on SkillsCommons materials provides opportunities for others to makeover, revise and/or reuse the materials in a variety of ways to create "derivative works" that could better serve the needs of different learners in different contexts with different technologies.


Reuse "as is" OER



Reuse "as is" = no modifications were made to the original material(s). Materials accessed/downloaded from SkillsCommons and used "as is."

[View Reuse Showcase](#)

Revise and Reuse OER



Revise and Reuse = Edits to the content, branding, scope, and sequence applied, while keeping authoring technology of the original material(s)

[View Revise & Reuse Showcase](#)

Makeover OER



Makeover = Innovative technologies applied to original material(s) transforming them into more usable, UDL, and effective resources(s).

[View Makeover Showcase](#)

Ready to Revise, Reuse or Makeover?

Guides and Use Cases for Reuse

FORMS OF REUSE AND DERIVATIVE WORKS: UNDERSTANDING THE POWER OF THE CC BY LICENSE Listen

This user guide provides a wide range of illustrations of reuse and derivative works that can help you realize the reusable value of your materials.


Support Center Resources

SKILLS COMMONS


HOME ABOUT + BROWSE + SHOWCASES PARTNER WITH US + CONTACT LOGIN

Support Center


Need Assistance? Please choose from the options below or contact us at support@skillscommons.org




[Contribute & Manage Materials](#)




[Creative Commons Licensing Requirements](#)




[Accessibility Requirements](#)




[Discover Materials](#)




[Revise/Reuse/Makeover Materials \(Examples\)](#)



[Enabling Others to Reuse Your Materials](#)



[Frequently Asked Questions](#)



[Assuring the Quality of Online and Hybrid Courses](#)

Search Support & Connect

type here...

Quick Links

- [Accessibility Requirements](#)
- [CC-BY License Requirements](#)
- [Editing Submissions](#)
- [How To Closeout My Grant](#)
- [How To Find Materials](#)
- [Learning Resources & Program Support Materials - What's the difference?](#)
- [Prepare Materials to Upload](#)
- [Subject Matter Experts](#)

Recent FAQs

Q: I downloaded a zip folder with a SCORM package in it, I am unable to view the contents. Is it possible to view the SCORM package?

Q: I downloaded a zip file that contained .sxc files however, I am unable to view the contents. Is it possible to view the contents of this folder?

Q: I am reusing material I found on SkillsCommons, how do I give proper attribution using the CC-BY license?

Q: What are the recommended file formats for digital assets that will be uploaded to SkillsCommons?

Q: Do we need to include the Disclaimer of the U.S. Department of Labor as the Funder of the Project on the materials we are uploading to SkillsCommons?

Creative Commons License

Support Center

Need Assistance? Please choose from the options below or contact us at support@skillscommons.org



Contribute & Manage Materials



Creative Commons
Licensing Requirements



Accessibility Requirements



Discover Materials



Revise/Reuse/Makeover Materials
(Examples)



Enabling Others to
Reuse Your Materials



Frequently Asked Questions



Assuring the Quality of
Online and Hybrid Courses

Search Support & Connect

type here...

Quick Links

- [Accessibility Requirements](#)
- [CC-BY License Requirements](#)
- [Editing Submissions](#)
- [How To Closeout My Grant](#)
- [How To Find Materials](#)
- [Learning Resources & Program Support Materials - What's the difference?](#)
- [Prepare Materials to Upload](#)
- [Subject Matter Experts](#)

Recent FAQs

Q: I downloaded a zip folder with a SCORM package in it, I am unable to view the contents. Is it possible to view the SCORM package?

Q: I downloaded a zip file that contained .sxc files however, I am unable to view the contents. Is it possible to view the contents of this folder?

Q: I am reusing material I found on SkillsCommons, how do I give proper attribution using the CC-BY license?

Q: What are the recommended file formats for digital assets that will be uploaded to SkillsCommons?

Q: Do we need to include the Disclaimer of the U.S. Department of Labor as the Funder of the Project on the materials we are uploading to SkillsCommons?

“The purpose of the **CC BY licensing** requirement is to ensure that materials developed with funds provided by these grants result in work that can be [freely reused and improved by others.](#)”

Creative Commons Attribution Statement

Creative Commons Licensing Guidelines

[Home](#) > Creative Commons Licensing Guidelines

[Support Center Home](#)

Satisfying Creative Commons Licensing Requirements

Does your organization or institution require all new and modified course materials be CC BY licensed? If so, we have provided guides and resources to help ensure that your materials are appropriately attributed using the CC BY license.

How To Implement the CC BY License:

- [Implementing CC Attribution Licenses on Your TAACCCT Content: How-To Guide \(6/18/15\) \[Webinar \]](#)
- [Adding a CC License to a Learning Management System Course Export](#)   [Listen](#)
- [Editing the CC BY License field in SkillsCommons](#)   [Listen](#)

Additional Resources

- [FAQs – CC BY Requirements and SkillsCommons](#)
- [Creative Commons Website](#)
- [Open Attribution Builder – tool to help with proper attribution of materials](#)

Creative Commons Video – “Wanna Work Together?”

Watch the Creative Commons “Wanna Work Together?” video and learn how sharing your creativity will enable people anywhere to use it, learn from it, and be inspired by it! This video pays tribute to the people around the world using CC licenses to build a better, more vibrant creative culture.



Open Attribution Builder

OPEN Attribution Builder

[about](#)

Title ?

Content Item Title

URL:

URL of the content item

Author ?

Author name

URL:

URL of the author page

+ Organization ?

+ Project ?

Attribution ?

License ?

Choose a license...

Attribution (CC BY)

Attribution-ShareAlike (CC BY-SA)

Attribution-NoDerivs (CC BY-ND)

Attribution-NonCommercial (CC BY-NC)

Attribution-NonCommercial-ShareAlike (CC BY-NC-SA)

Attribution-NonCommercial-NoDerivs (CC BY-NC-ND)

Public Domain (General)

Public Domain (CC0)

Version 4.0

This work is a derivative ?

URL: URL of original work

[clear and start over](#)

Open Attribution Builder is licensed under [CC BY 4.0](#). Managed by [WA SBCTC](#). 

Check out the [Open Washington website](#) for more open educational resources

A blue-tinted photograph of a classroom. In the foreground, the backs of several students' heads and shoulders are visible as they sit at desks. In the background, a male instructor in a suit stands near a desk, gesturing with his hands as if speaking to the class. A laptop is open on the desk in front of him.

Now what?



Plan your own Affordable Learning Strategy on your campus utilizing:

- Free online resources
- Free collection of open educational practices
- Free open educational services

Become a MERLOT-SkillsCommons campus partner

- Receive strategic and tactical assistance in you developing your AL\$ strategy
- Annual fee begins at \$10K
 - A good use of CARES funds to get started
- Interested? Send an email to gerry.hanley@csulb.edu



Learn more about using SoftChalk

- We can help you create and deliver engaging, interactive online curriculum that integrates with every LMS
- Free trial and annual subscriptions begin at \$3500
 - Another good use of CARES funding
- Interested? Send an email to info@SoftChalk.com or visit www.SoftChalk.com



Lead the transformation at your institution

- Join a cohort of higher education leaders working to drive superior academic and economic institutional outcomes with OER
- Partner with MERLOT-SkillsCommons and SoftChalk to develop your customized AL\$ plan
- We can provide:
 - Customized Strategic and Tactical Planning Consulting Services
 - Assistance with Implementation
 - Professional Development for Staff
 - Customized Software Services

Email sue.evans@SoftChalk.com for more info



Questions?

<https://info.SoftChalk.com/oer-series-resources>

Rick Lumadue: Associate Director, SkillsCommons

support@skillscommons.org

Sue Evan: Co-Founder, SoftChalk

sue.evans@SoftChalk.com

