

KANTRAIN EMPLOYMENT RESULTS SCORECARD

This document outlines the process and products that were created for the Kansas Technical Re/training Among Interdisciplinary Networks (KanTRAIN) Employment Results Scorecard. KanTRAIN was a Department of Labor (DOL) Round 4 Trade Adjustment Assistance Community College and Career Training (TAACCCT) grant awarded October 1, 2014 to Washburn University (WU). WU served as the lead institution for a consortium of four community and technical colleges in Kansas. Washburn Institute of Technology, a technical college affiliated with WU, the WU School of Applied Studies, Flint Hills Technical College, Garden City Community College and Wichita State University Campus of Applied Science and Technology were the recipients of KanTRAIN funding to expand capacity to deliver high-demand training programs and improve education and employment outcomes in health care and advanced manufacturing.

BACKGROUND

KanTRAIN efforts were focused on innovative regional and statewide systems collaboration for targeted industry sectors and networks. A key state agency partner was the Kansas Board of Regents (KBOR), the governing board of the state's six universities and the statewide coordinating board for WU and the state's 32 public higher education institutions.

PROPOSED EMPLOYMENT RESULTS SCORECARD

In response to the DOLETA Notice of Availability of Funds and Solicitation for Grant Applications for TAACCCT (SGA/DFA PY-13-10), KanTRAIN proposed an Employment Results Scorecard Workplan to provide TAA-eligible workers, other adult learners, and prospective participants with key information to make informed decisions about program training needs appropriate to their personal career goals. A secondary purpose of the Employment Results Scorecard was to guide the development of a sustainable and replicable model for tracking participants' educational and occupational attainment, and to serve as a data dashboard for making data-based decisions and continuous improvement.

Pages 38-39 of the SGA, which outline the scorecard requirements read, in part: "The Round 4 grantees who received additional "cap-breaker" funds to implement innovations related to data integration are not included in this policy change; those grantees must develop and implement their Employment Results Scorecards as per the SGA and their Statements of Work." KanTRAIN applied for and was awarded cap-breaker funding to produce an Employment Results Scorecard.

EMPLOYMENT RESULTS SCORECARD DEVELOPMENT

Building on the previous KBOR contractual agreements that incorporated employment outcomes with TAACCCT grant outcomes, the Employment Results Scorecards house aggregated education and employment information of those Kansas institutions of higher education impacted by TAACCCT grant funds. The Employment Results Scorecards were organized by the institutions that received TAACCCT grant funding. The eight scorecards were as follows:

- Five scorecards for each of the five KanTRAIN programs (total of 5);
- One scorecard that displays aggregated data for all institutions that received TAACCCT grant funding combined (total of 1);
- One scorecard for the TAACCCT Round 1 grant, TRAC-7 (total of 1);
- One scorecard for KanTRAIN (total of 1);

The scorecards contained the following demographic variables:

- Number of participants
- Gender
- Ethnicity/Race
- Enrolled Part-time or Full-time
- Age
- Eligible for Pell-Grant funding
- First generation to college

Program outcome variables included in the scorecards were:

- Number of credit hours earned
- Percent of participants who completed at least one credential
- Percent of credentials completed, by type
- Percent of participants who are still enrolled
- Percent of participants employed:
 - in the first quarter after exit
 - in the third quarter after exit
- Average wage:
 - in the first quarter after exit
 - in the third quarter after exit

The scorecards, attached as appendices to this document, are a user-friendly method of displaying the impact of TAACCCT on those Kansas institutions of higher education that received grant funds.

The Kansas Technical Re/training Among Industry-targeted Networks (KanTRAIN) grant project of \$11,997,957 is 100% funded through the U.S. Department of Labor's Trade Adjustment Assistance Community College and Career Training program.

This workforce product was funded by a grant awarded by the U.S. Department of Labor's Employment and Training Administration. The product was created by the grantee and does not necessarily reflect the official position of the U.S. Department of Labor. The U.S. Department of Labor makes no guarantees, warranties, or assurances of any kind, express or implied, with respect to such information, including any information on linked sites and including, but not limited to, accuracy of the information or its completeness, timeliness, usefulness, adequacy, continued availability, or ownership.



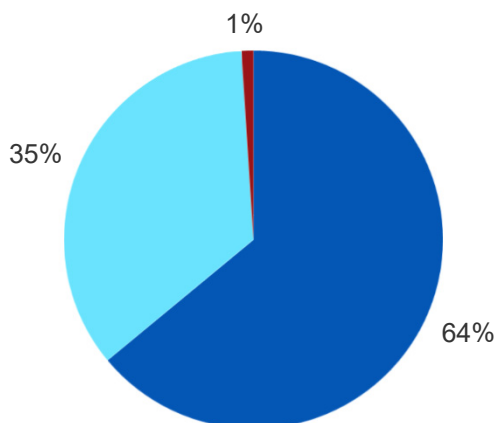
KanTRAIN Strategic Alignment Model by [Washburn University](#) is licensed under a [Creative Commons Attribution 4.0 International License](#).



U.S. Department of Labor TAACCCT Grant Employment Results Scorecard for Kansas TAACCCT Grantees 2011-2018

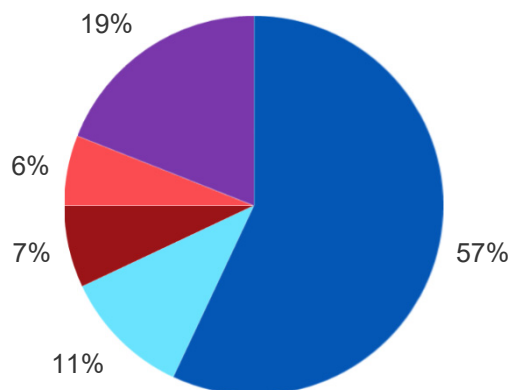
4,138 Total Participants

Gender



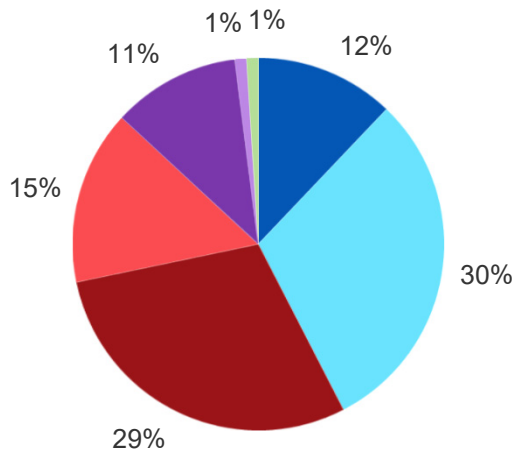
■ Male ■ Female ■ Unknown

Race/Ethnicity



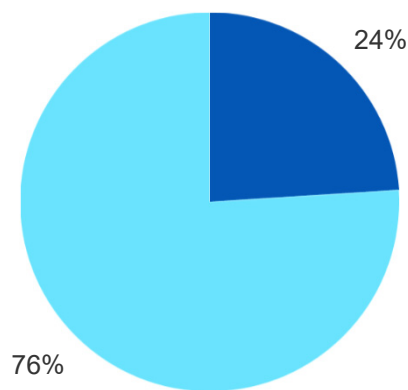
■ White ■ Hispanic ■ Black ■ Other ■ Unknown

Age Group



■ 18-19 ■ 20-24 ■ 25-34 ■ 35-44
■ 45-64 ■ 65+ ■ Unknown

Enrollment Status



■ Full-time ■ Part-time



37%

Pell Eligible



13%

First Generation Students



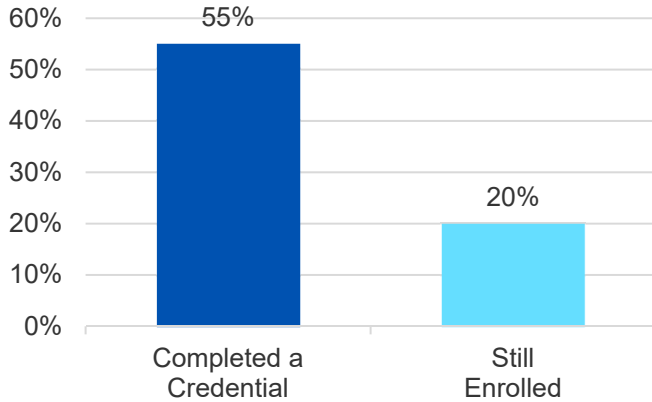
49,395

Credit Hours Earned

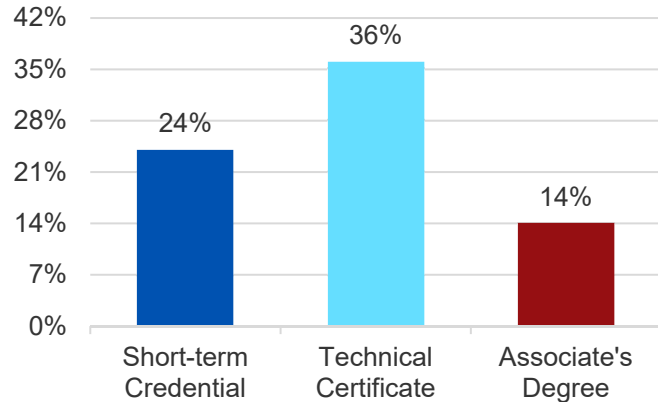


U.S. Department of Labor TAACCCT Grant Employment Results Scorecard for Kansas TAACCCT Grantees 2011-2018

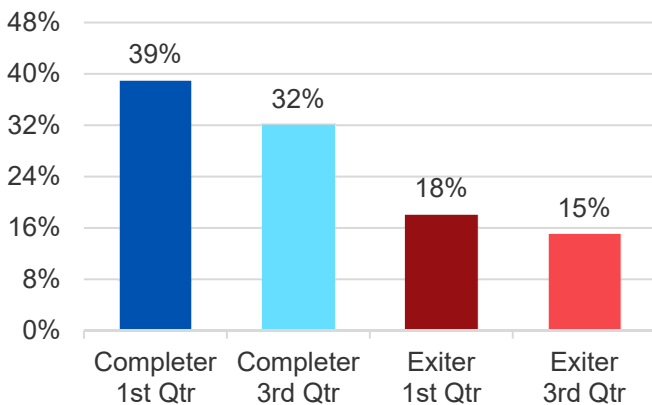
Success Index



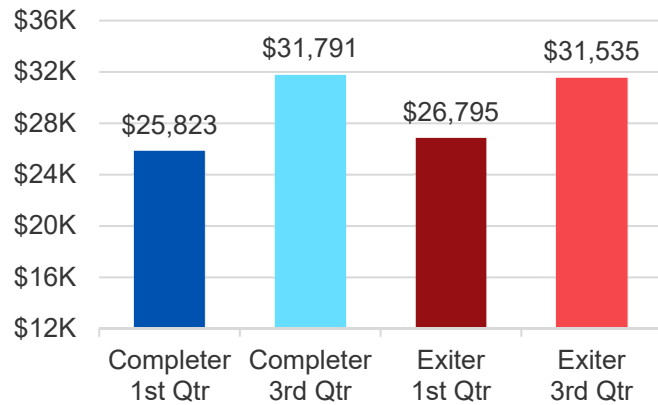
Award Type



Percent Employed



Average Wage



Notes: Kansas TAACCCT Grantees 2011-2018 include the following Institutions Washburn Institute of Technology, Washburn University, Cloud County Community College, Dodge City Community College, Flint Hills Technical College, Garden City Community College, Highland Community College, Salina Area Technical College, Wichita State University Campus of Applied Sciences and Technology, Johnson County Community College.

Pell Eligible: Percentage of Pell eligible participants divided by the total number of participants during the grant period.

First Generation: Percentage of first generation participants divided by the total number of participants during the grant period.

Credit Hours: Total number credit hours earned by participants during the grant period.

Award Type: Percentage of award types awarded to participants during the grant period.

Success Index: Percentage of participants who have completed a credential or still enrolled in school during grant period.

Employment Data is based UI Data which includes any service performed for compensation and does not include self-employment, independent contractors, employment out of the state of Kansas, certain agricultural labor and domestic services, etc.

Percentage Employed: Percentage of participants who have completed a credential or has exited from a program employed in Kansas in the 1st or 3rd quarters after completion or exit.

Average Wage: Average Annualized Wages of participants who have completed a credential or has exited from a program employed in Kansas in the 1st or 3rd quarters after completion or exit.

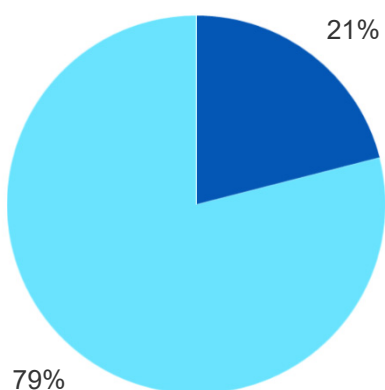
The Kansas Technical Re/training Among Industry-targeted Networks (KanTRAIN) grant project of \$11,997,957 is 100% funded through the U.S. Department of Labor's Trade Adjustment Assistance Community College and Career Training (TAACCCT) program. This workforce product was funded by a grant awarded by the U.S. Department of Labor's Employment and Training Administration. The product was created by the grantee and does not necessarily reflect the official position of the U.S. Department of Labor. The U.S. Department of Labor makes no guarantees, warranties, or assurances of any kind, express or implied, with respect to such information, including any information on linked sites and including, but not limited to, accuracy of the information or its completeness, timeliness, usefulness, adequacy, continued availability, or ownership.



U.S. Department of Labor TAACCCT Grant
Employment Results Scorecard for
Washburn University 2014-2018

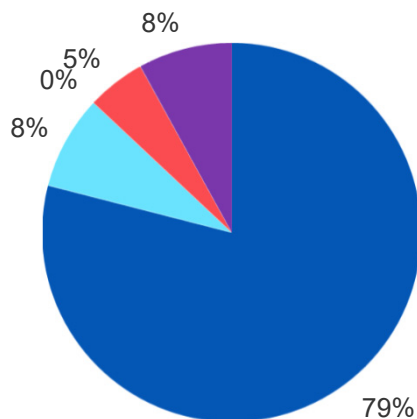
209 Total Participants

Gender



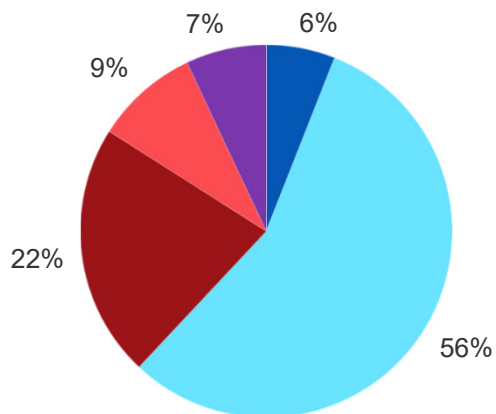
■ Male ■ Female ■ Unknown

Race/Ethnicity



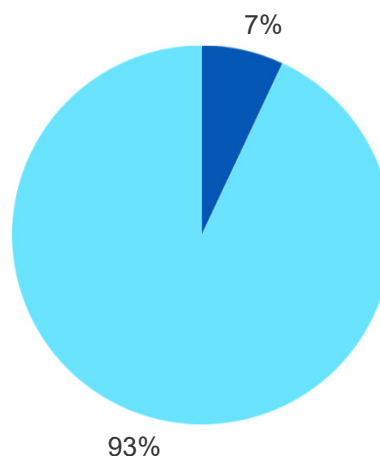
■ White ■ Hispanic ■ Black ■ Other ■ Unknown

Age Group



■ 18-19 ■ 20-24 ■ 25-34 ■ 35-44
■ 45-64 ■ 65+ ■ Unknown

Enrollment Status



■ Full-time ■ Part-time



45%

Pell Eligible



14%

First Generation Students



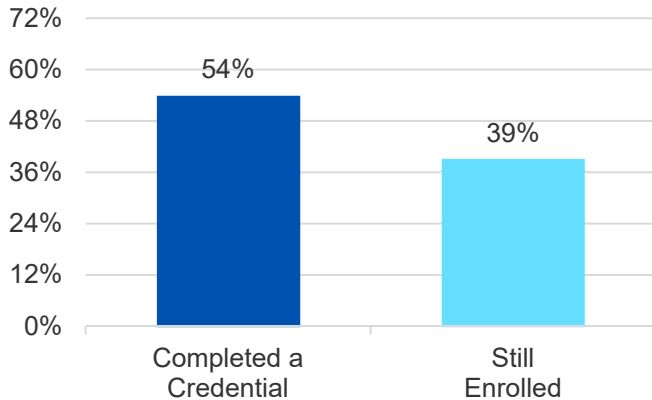
7,545

Credit Hours Earned

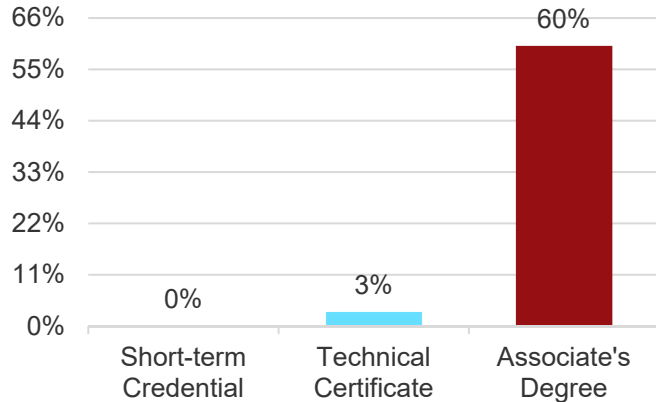


U.S. Department of Labor TAACCCT Grant Employment Results Scorecard for Washburn University 2014-2018

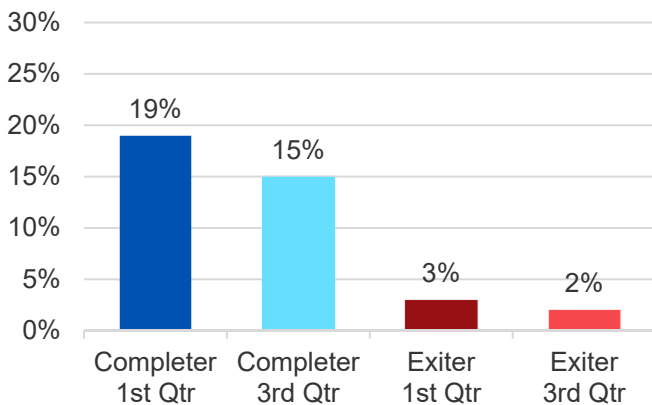
Success Index



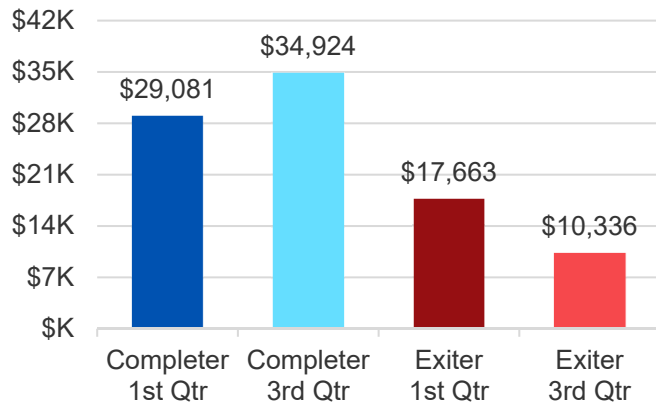
Award Type



Percent Employed



Average Wage



Notes: Kansas TAACCCT Grantee 2014-2018 Washburn University.

Pell Eligible: Percentage of Pell eligible participants divided by the total number of participants during the grant period.

First Generation: Percentage of first generation participants divided by the total number of participants during the grant period.

Credit Hours: Total number credit hours earned by participants during the grant period.

Award Type: Percentage of award types awarded to participants during the grant period.

Success Index: Percentage of participants who have completed a credential or still enrolled in school during grant period.

Employment Data is based UI Data which includes any service performed for compensation and does not include self-employment, independent contractors, employment out of the state of Kansas, certain agricultural labor and domestic services, etc.

Percentage Employed: Percentage of participants who have completed a credential or has exited from a program employed in Kansas in the 1st or 3rd quarters after completion or exit.

Average Wage: Average Annualized Wages of participants who have completed a credential or has exited from a program employed in Kansas in the 1st or 3rd quarters after completion or exit.

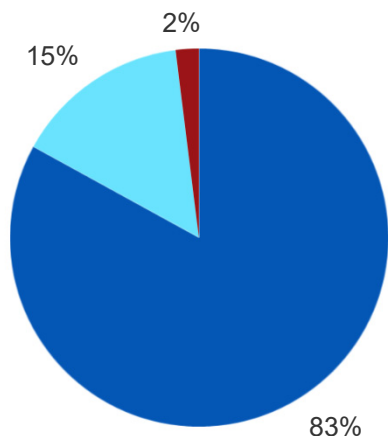
The Kansas Technical Re/training Among Industry-targeted Networks (KanTRAIN) grant project of \$11,997,957 is 100% funded through the U.S. Department of Labor's Trade Adjustment Assistance Community College and Career Training (TAACCCT) program. This workforce product was funded by a grant awarded by the U.S. Department of Labor's Employment and Training Administration. The product was created by the grantee and does not necessarily reflect the official position of the U.S. Department of Labor. The U.S. Department of Labor makes no guarantees, warranties, or assurances of any kind, express or implied, with respect to such information, including any information on linked sites and including, but not limited to, accuracy of the information or its completeness, timeliness, usefulness, adequacy, continued availability, or ownership.



U.S. Department of Labor TAACCCT Grant Employment Results Scorecard for Kansas TAACCCT Grantees 2011-2015

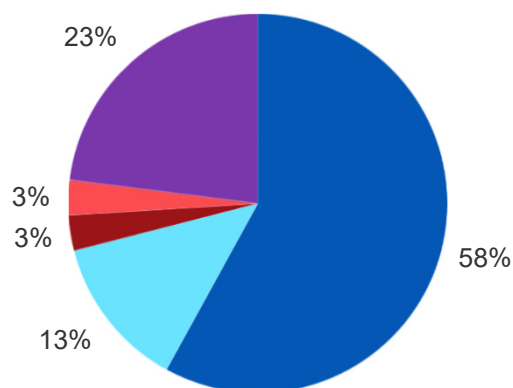
911 Total Participants

Gender



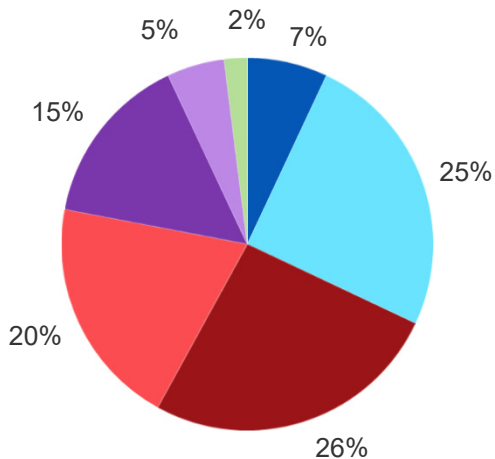
■ Male ■ Female ■ Unknown

Race/Ethnicity



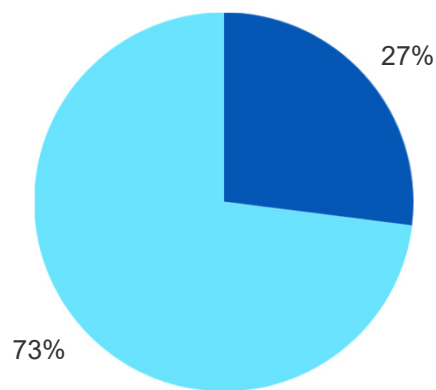
■ White ■ Hispanic ■ Black ■ Other ■ Unknown

Age Group



■ 18-19 ■ 20-24 ■ 25-34 ■ 35-44
■ 45-64 ■ 65+ ■ Unknown

Enrollment Status



■ Full-time ■ Part-time



40%

Pell Eligible



14%

First Generation Students

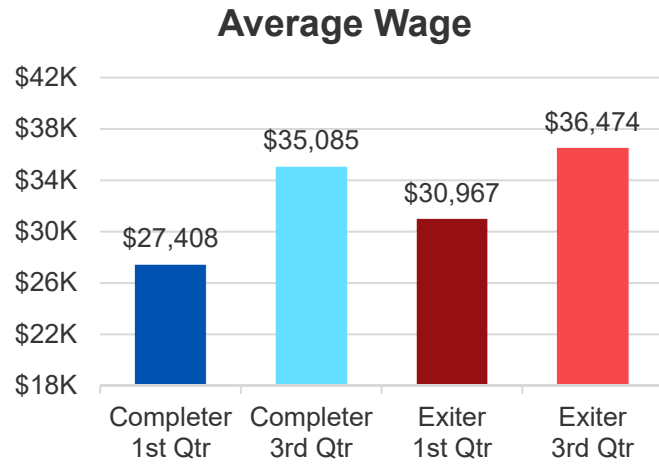
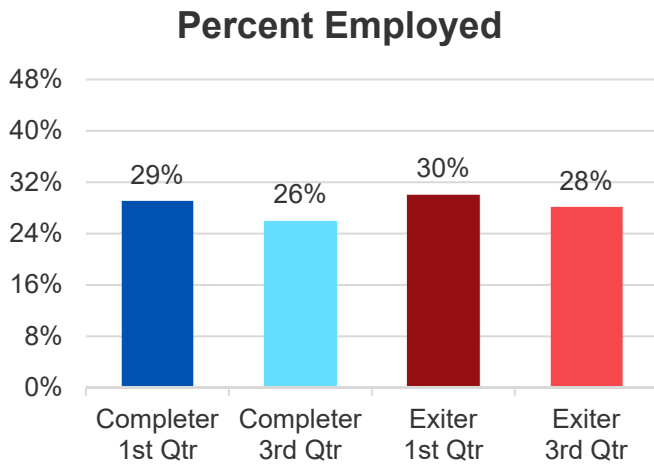
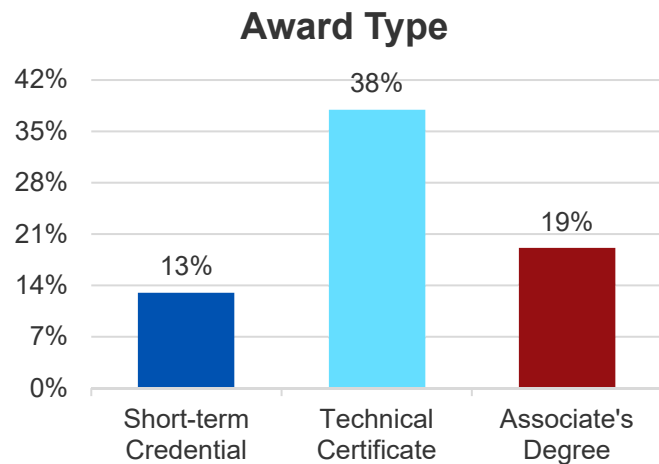
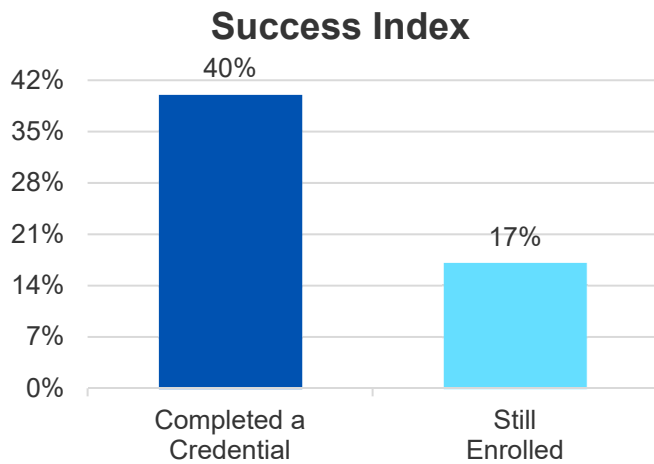


580

Credit Hours Earned



U.S. Department of Labor TAACCCT Grant Employment Results Scorecard for Kansas TAACCCT Grantees 2011-2015



Notes: Kansas TAACCCT Grantees 2011-2015 include the following Institutions Washburn Institute of Technology, Washburn University, Cloud County Community College, Dodge City Community College, Flint Hills Technical College, Garden City Community College, Highland Community College, and Salina Area Technical College.

Pell Eligible: Percentage of Pell eligible participants divided by the total number of participants during the grant period.

First Generation: Percentage of first generation participants divided by the total number of participants during the grant period.

Credit Hours: Total number credit hours earned by participants during the grant period.

Award Type: Percentage of award types awarded to participants during the grant period.

Success Index: Percentage of participants who have completed a credential or still enrolled in school during grant period.

Employment Data is based UI Data which includes any service performed for compensation and does not include self-employment, independent contractors, employment out of the state of Kansas, certain agricultural labor and domestic services, etc.

Percentage Employed: Percentage of participants who have completed a credential or has exited from a program employed in Kansas in the 1st or 3rd quarters after completion or exit.

Average Wage: Average Annualized Wages of participants who have completed a credential or has exited from a program employed in Kansas in the 1st or 3rd quarters after completion or exit.

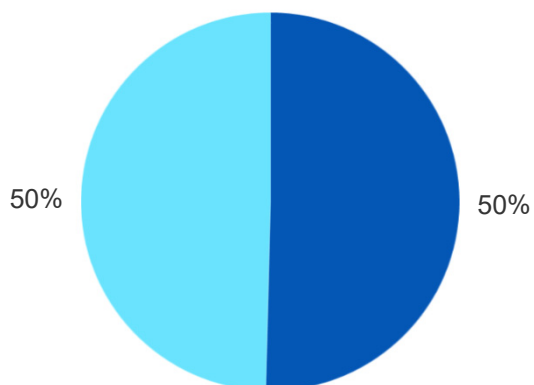
The Kansas Technical Re/training Among Industry-targeted Networks (KanTRAIN) grant project of \$11,997,957 is 100% funded through the U.S. Department of Labor's Trade Adjustment Assistance Community College and Career Training (TAACCCT) program. This workforce product was funded by a grant awarded by the U.S. Department of Labor's Employment and Training Administration. The product was created by the grantee and does not necessarily reflect the official position of the U.S. Department of Labor. The U.S. Department of Labor makes no guarantees, warranties, or assurances of any kind, express or implied, with respect to such information, including any information on linked sites and including, but not limited to, accuracy of the information or its completeness, timeliness, usefulness, adequacy, continued availability, or ownership.



U.S. Department of Labor TAACCCT Grant Employment Results Scorecard for Kansas TAACCCT Grantees 2014-2018

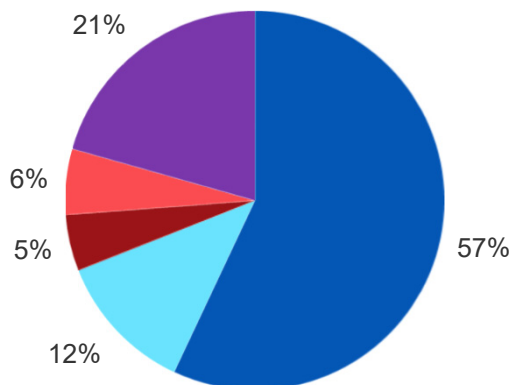
2,104 Total Participants

Gender



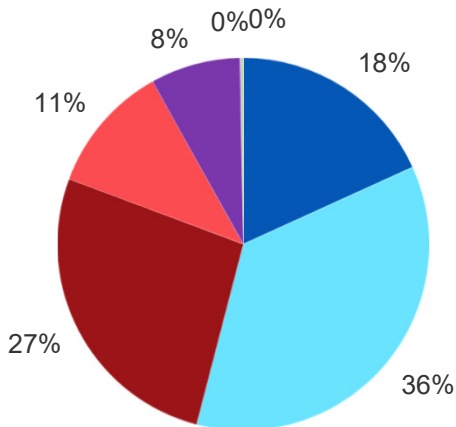
Male Female Unknown

Race/Ethnicity



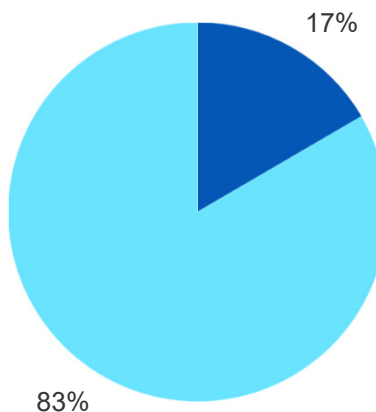
White Hispanic Black Other Unknown

Age Group



18-19 20-24 25-34 35-44
45-64 65+ Unknown

Enrollment Status



Full-time Part-time



33%

Pell Eligible



18%

First Generation Students

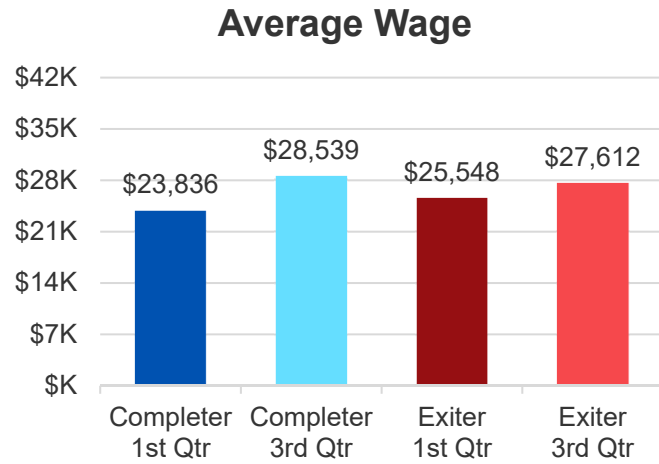
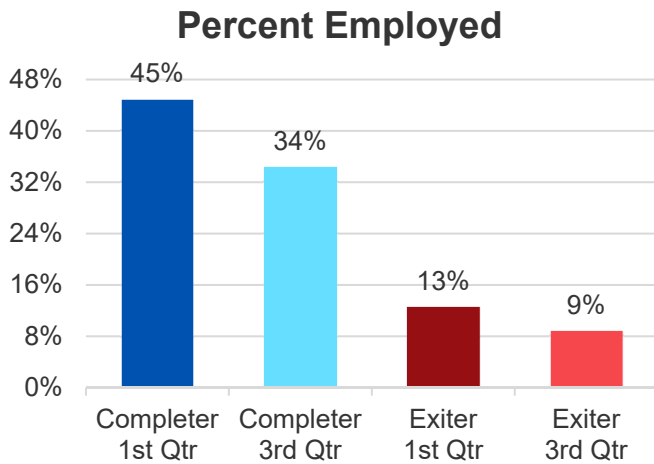
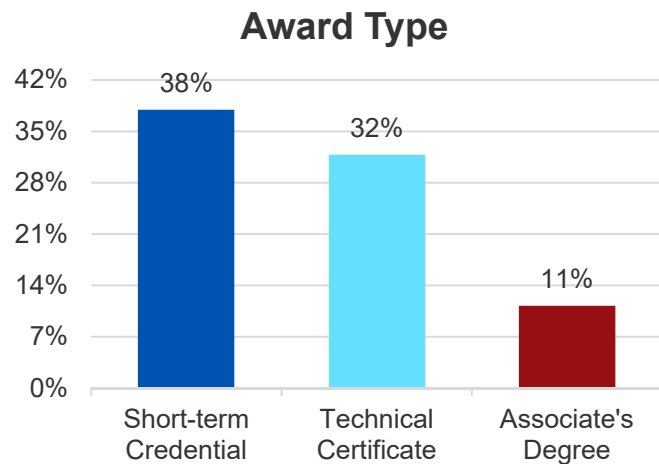
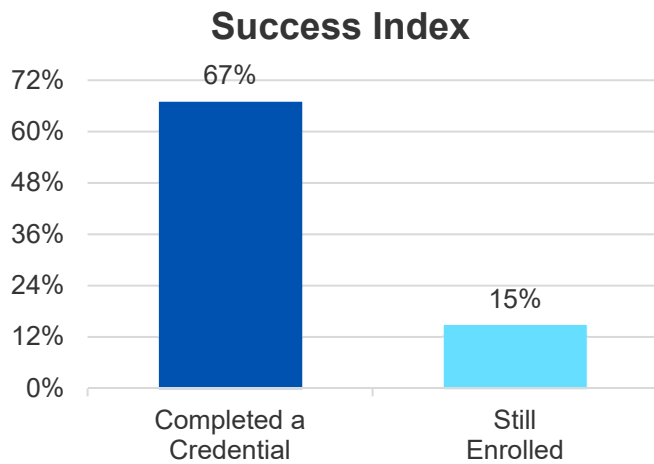


36,758

Credit Hours Earned



U.S. Department of Labor TAACCCT Grant Employment Results Scorecard for Kansas TAACCCT Grantees 2014-2018



Notes: Kansas TAACCCT Grantees 2014-2018 include the following Institutions Washburn Institute of Technology, Washburn University, Flint Hills Technical College, Garden City Community College, and Wichita State University Campus of Applied Sciences and Technology.

Pell Eligible: Percentage of Pell eligible participants divided by the total number of participants during the grant period.

First Generation: Percentage of first generation participants divided by the total number of participants during the grant period.

Credit Hours: Total number credit hours earned by participants during the grant period.

Award Type: Percentage of award types awarded to participants during the grant period.

Success Index: Percentage of participants who have completed a credential or still enrolled in school during grant period.

Employment Data is based UI Data which includes any service performed for compensation and does not include self-employment, independent contractors, employment out of the state of Kansas, certain agricultural labor and domestic services, etc.

Percentage Employed: Percentage of participants who have completed a credential or has exited from a program employed in Kansas in the 1st or 3rd quarters after completion or exit.

Average Wage: Average Annualized Wages of participants who have completed a credential or has exited from a program employed in Kansas in the 1st or 3rd quarters after completion or exit.

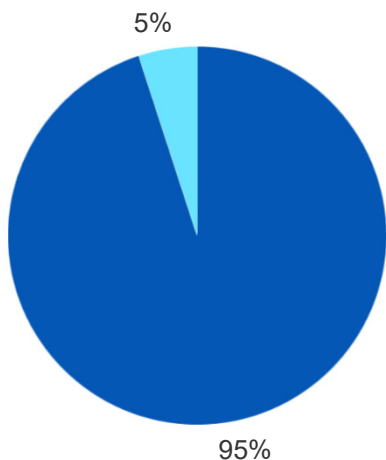
The Kansas Technical Re/training Among Industry-targeted Networks (KanTRAIN) grant project of \$11,997,957 is 100% funded through the U.S. Department of Labor's Trade Adjustment Assistance Community College and Career Training (TAACCCT) program. This workforce product was funded by a grant awarded by the U.S. Department of Labor's Employment and Training Administration. The product was created by the grantee and does not necessarily reflect the official position of the U.S. Department of Labor. The U.S. Department of Labor makes no guarantees, warranties, or assurances of any kind, express or implied, with respect to such information, including any information on linked sites and including, but not limited to, accuracy of the information or its completeness, timeliness, usefulness, adequacy, continued availability, or ownership.



U.S. Department of Labor TAACCCT Grant Employment Results Scorecard for Flint Hills Technical College 2014-2018

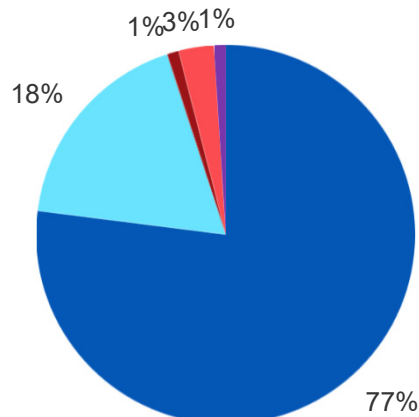
117 Total Participants

Gender



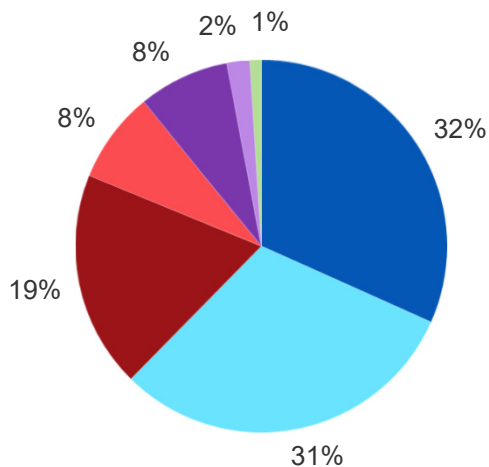
■ Male ■ Female ■ Unknown

Race/Ethnicity



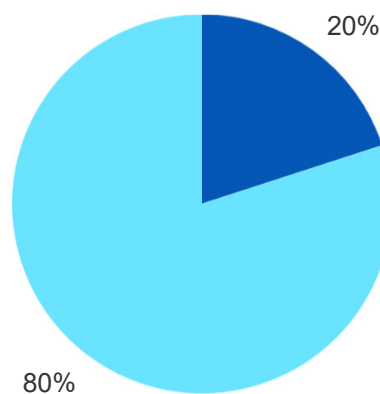
■ White ■ Hispanic ■ Black ■ Other ■ Unknown

Age Group



■ 18-19 ■ 20-24 ■ 25-34 ■ 35-44
■ 45-64 ■ 65+ ■ Unknown

Enrollment Status



■ Full-time ■ Part-time



47%

Pell Eligible



29%

First Generation Students



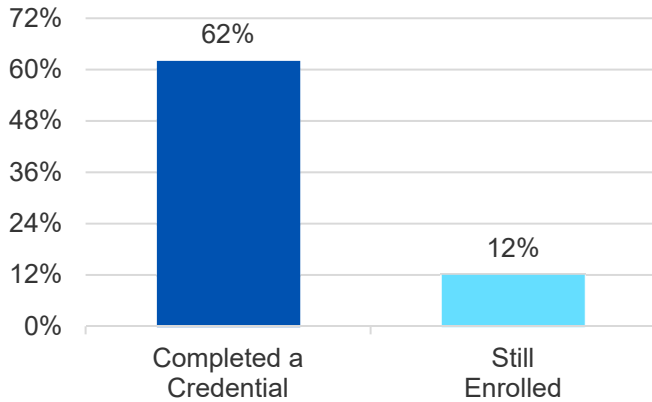
2,431

Credit Hours Earned

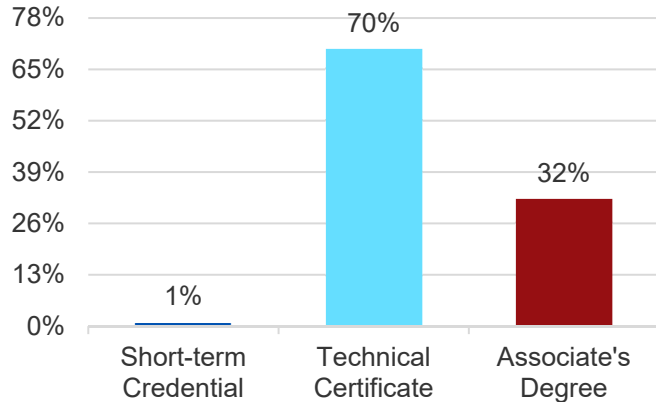


U.S. Department of Labor TAACCCT Grant Employment Results Scorecard for Flint Hills Technical College 2014-2018

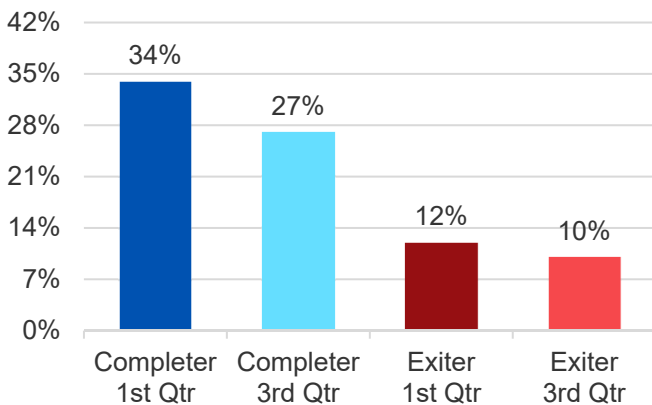
Success Index



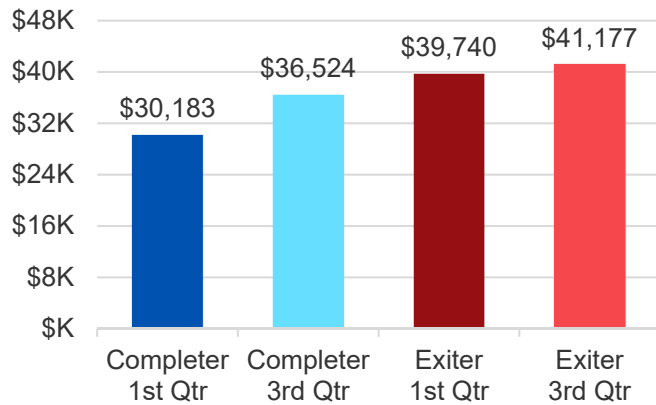
Award Type



Percent Employed



Average Wage



Notes: Kansas TAACCCT Grantee 2014-2018 Flint Hills Technical College.

Pell Eligible: Percentage of Pell eligible participants divided by the total number of participants during the grant period.

First Generation: Percentage of first generation participants divided by the total number of participants during the grant period.

Credit Hours: Total number credit hours earned by participants during the grant period.

Award Type: Percentage of award types awarded to participants during the grant period.

Success Index: Percentage of participants who have completed a credential or still enrolled in school during grant period.

Employment Data is based UI Data which includes any service performed for compensation and does not include self-employment, independent contractors, employment out of the state of Kansas, certain agricultural labor and domestic services, etc.

Percentage Employed: Percentage of participants who have completed a credential or has exited from a program employed in Kansas in the 1st or 3rd quarters after completion or exit.

Average Wage: Average Annualized Wages of participants who have completed a credential or has exited from a program employed in Kansas in the 1st or 3rd quarters after completion or exit.

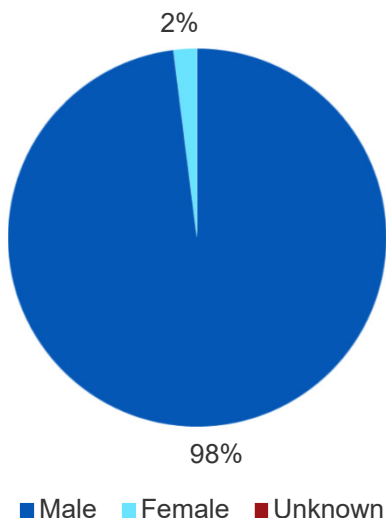
The Kansas Technical Re/training Among Industry-targeted Networks (KanTRAIN) grant project of \$11,997,957 is 100% funded through the U.S. Department of Labor's Trade Adjustment Assistance Community College and Career Training (TAACCCT) program. This workforce product was funded by a grant awarded by the U.S. Department of Labor's Employment and Training Administration. The product was created by the grantee and does not necessarily reflect the official position of the U.S. Department of Labor. The U.S. Department of Labor makes no guarantees, warranties, or assurances of any kind, express or implied, with respect to such information, including any information on linked sites and including, but not limited to, accuracy of the information or its completeness, timeliness, usefulness, adequacy, continued availability, or ownership.



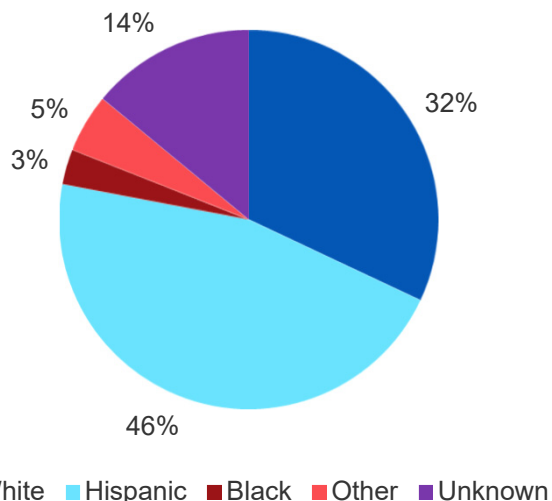
U.S. Department of Labor TAACCCT Grant
Employment Results Scorecard for
Garden City Community College 2014-2018

156 Total Participants

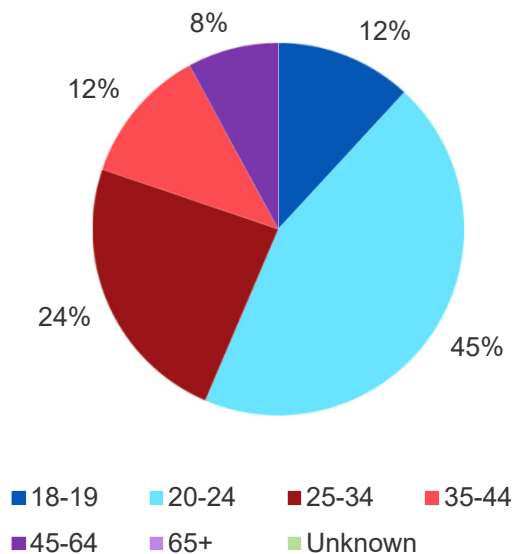
Gender



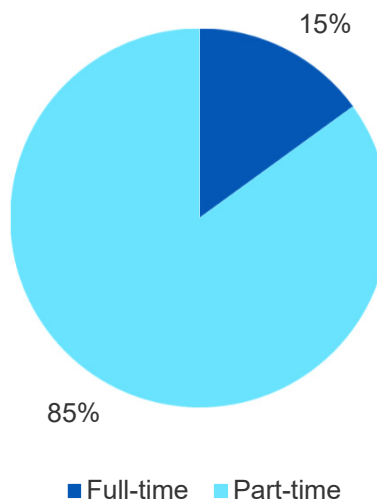
Race/Ethnicity



Age Group



Enrollment Status



34%

Pell Eligible



54%

First Generation Students



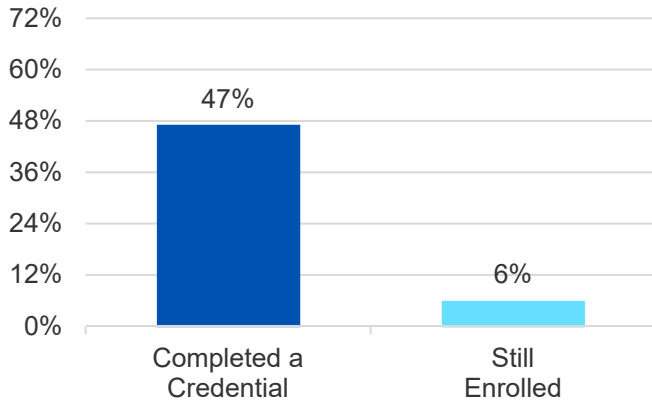
2,208

Credit Hours Earned

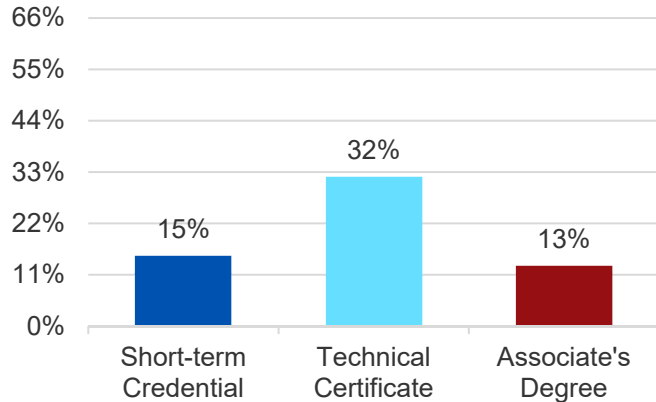


U.S. Department of Labor TAACCCT Grant Employment Results Scorecard for Garden City Community College 2014-2018

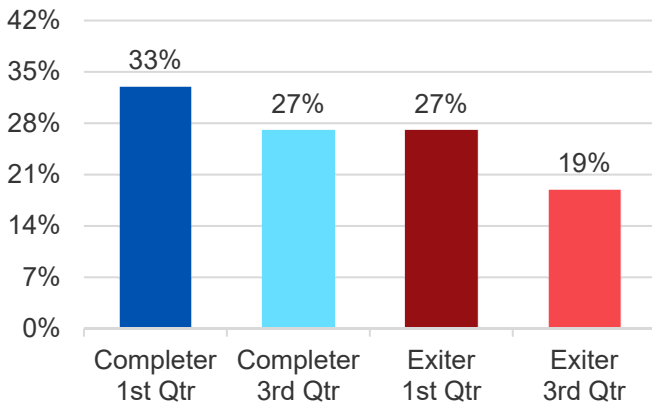
Success Index



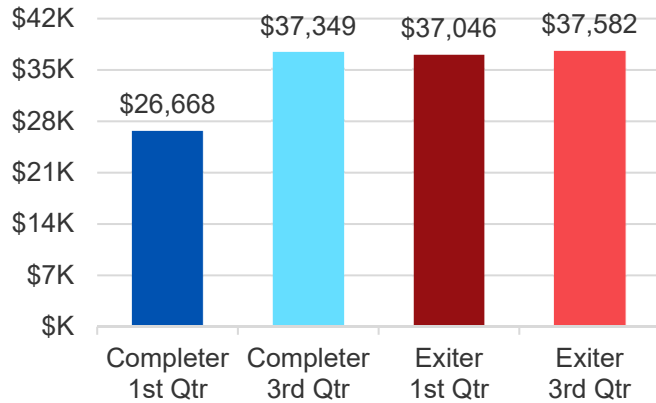
Award Type



Percent Employed



Average Wage



Notes: Kansas TAACCCT Grantee 2014-2018 Garden City Community College.

Pell Eligible: Percentage of Pell eligible participants divided by the total number of participants during the grant period.

First Generation: Percentage of first generation participants divided by the total number of participants during the grant period.

Credit Hours: Total number credit hours earned by participants during the grant period.

Award Type: Percentage of award types awarded to participants during the grant period.

Success Index: Percentage of participants who have completed a credential or still enrolled in school during grant period.

Employment Data is based UI Data which includes any service performed for compensation and does not include self-employment, independent contractors, employment out of the state of Kansas, certain agricultural labor and domestic services, etc.

Percentage Employed: Percentage of participants who have completed a credential or has exited from a program employed in Kansas in the 1st or 3rd quarters after completion or exit.

Average Wage: Average Annualized Wages of participants who have completed a credential or has exited from a program employed in Kansas in the 1st or 3rd quarters after completion or exit.

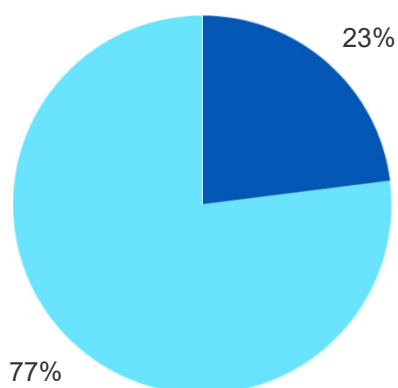
The Kansas Technical Re/training Among Industry-targeted Networks (KanTRAIN) grant project of \$11,997,957 is 100% funded through the U.S. Department of Labor's Trade Adjustment Assistance Community College and Career Training (TAACCCT) program. This workforce product was funded by a grant awarded by the U.S. Department of Labor's Employment and Training Administration. The product was created by the grantee and does not necessarily reflect the official position of the U.S. Department of Labor. The U.S. Department of Labor makes no guarantees, warranties, or assurances of any kind, express or implied, with respect to such information, including any information on linked sites and including, but not limited to, accuracy of the information or its completeness, timeliness, usefulness, adequacy, continued availability, or ownership.



U.S. Department of Labor TAACCCT Grant
Employment Results Scorecard for
Washburn Institute of Technology 2014-2018

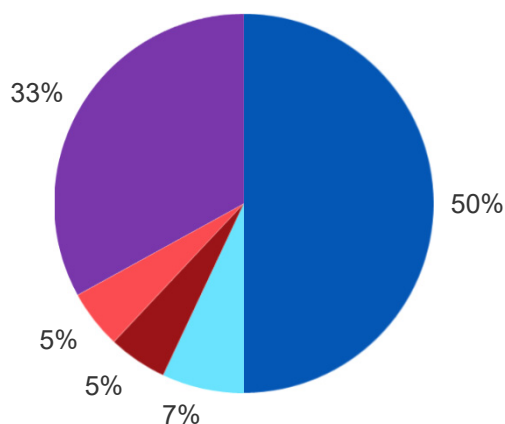
1,090 Total Participants

Gender



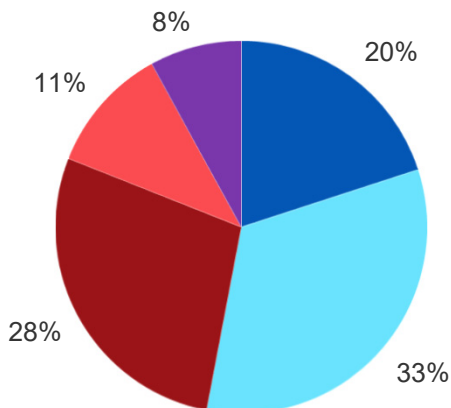
Male Female Unknown

Race/Ethnicity



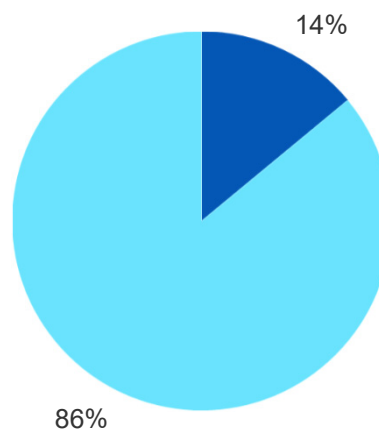
White Hispanic Black Other Unknown

Age Group



18-19 20-24 25-34 35-44
45-64 65+ Unknown

Enrollment Status



Full-time Part-time



21%

Pell Eligible



9%

First Generation Students

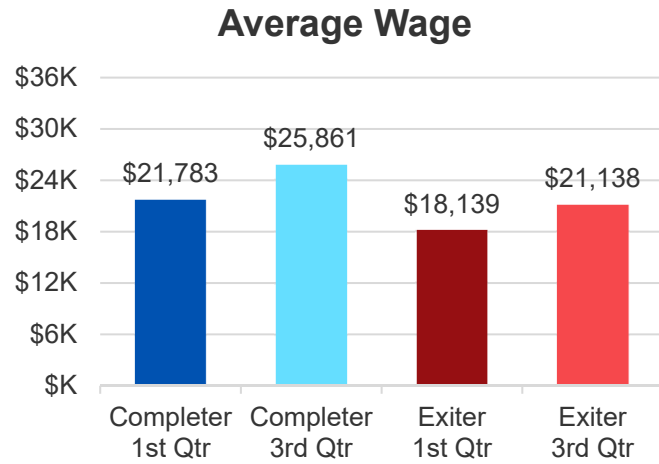
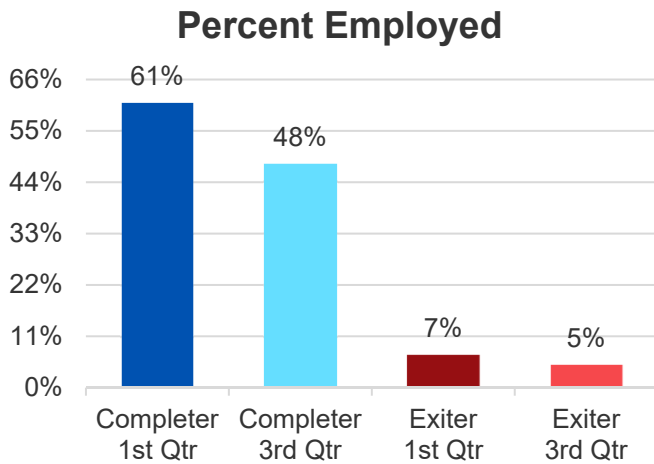
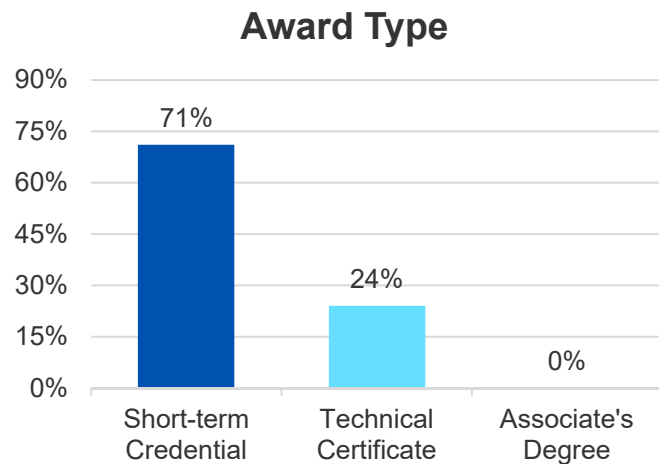
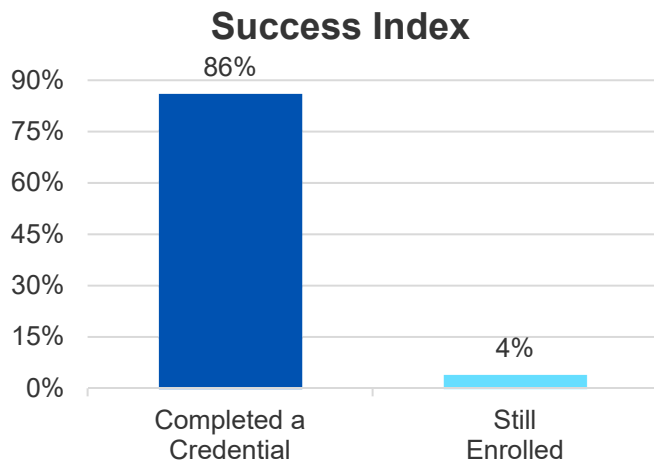


11,636

Credit Hours Earned



U.S. Department of Labor TAACCCT Grant Employment Results Scorecard for Washburn Institute of Technology 2014-2018



Notes: Kansas TAACCCT Grantee 2014-2018 Washburn Institute of Technology.

Pell Eligible: Percentage of Pell eligible participants divided by the total number of participants during the grant period.

First Generation: Percentage of first generation participants divided by the total number of participants during the grant period.

Credit Hours: Total number credit hours earned by participants during the grant period.

Award Type: Percentage of award types awarded to participants during the grant period.

Success Index: Percentage of participants who have completed a credential or still enrolled in school during grant period.

Employment Data is based UI Data which includes any service performed for compensation and does not include self-employment, independent contractors, employment out of the state of Kansas, certain agricultural labor and domestic services, etc.

Percentage Employed: Percentage of participants who have completed a credential or has exited from a program employed in Kansas in the 1st or 3rd quarters after completion or exit.

Average Wage: Average Annualized Wages of participants who have completed a credential or has exited from a program employed in Kansas in the 1st or 3rd quarters after completion or exit.

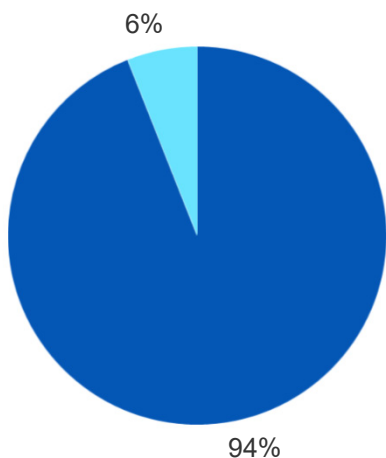
The Kansas Technical Re/training Among Industry-targeted Networks (KanTRAIN) grant project of \$11,997,957 is 100% funded through the U.S. Department of Labor's Trade Adjustment Assistance Community College and Career Training (TAACCCT) program. This workforce product was funded by a grant awarded by the U.S. Department of Labor's Employment and Training Administration. The product was created by the grantee and does not necessarily reflect the official position of the U.S. Department of Labor. The U.S. Department of Labor makes no guarantees, warranties, or assurances of any kind, express or implied, with respect to such information, including any information on linked sites and including, but not limited to, accuracy of the information or its completeness, timeliness, usefulness, adequacy, continued availability, or ownership.



U.S. Department of Labor TAACCCT Grant
Employment Results Scorecard for
Wichita State University Tech 2014-2018

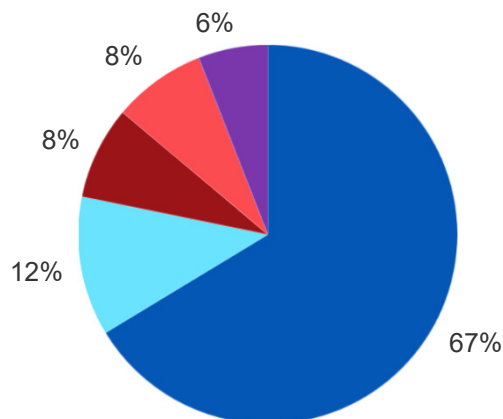
532 Total Participants

Gender



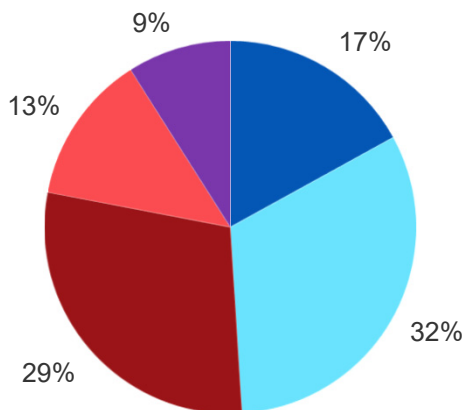
■ Male ■ Female ■ Unknown

Race/Ethnicity



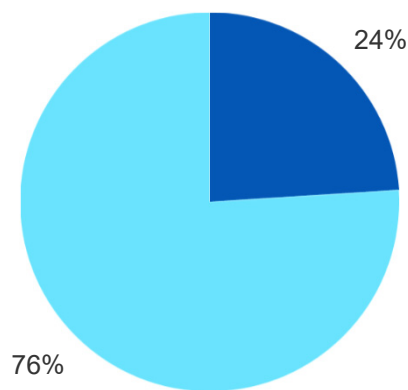
■ White ■ Hispanic ■ Black ■ Other ■ Unknown

Age Group



■ 18-19 ■ 20-24 ■ 25-34 ■ 35-44
■ 45-64 ■ 65+ ■ Unknown

Enrollment Status



■ Full-time ■ Part-time



48%

Pell Eligible



26%

First Generation Students



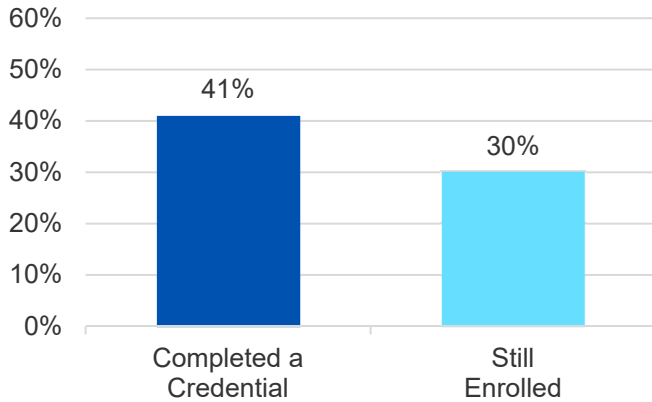
12,938

Credit Hours Earned

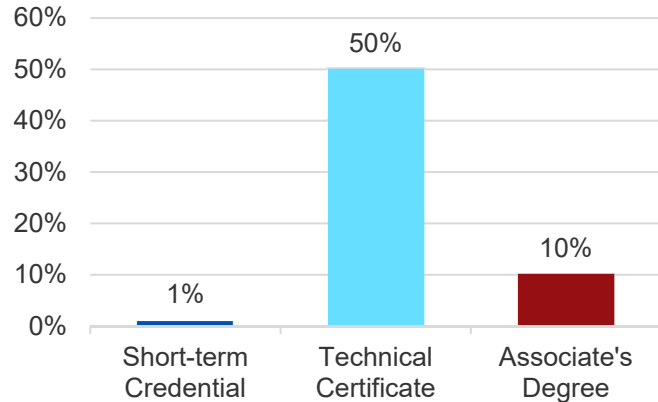


U.S. Department of Labor TAACCCT Grant Employment Results Scorecard for Wichita State University Tech 2014-2018

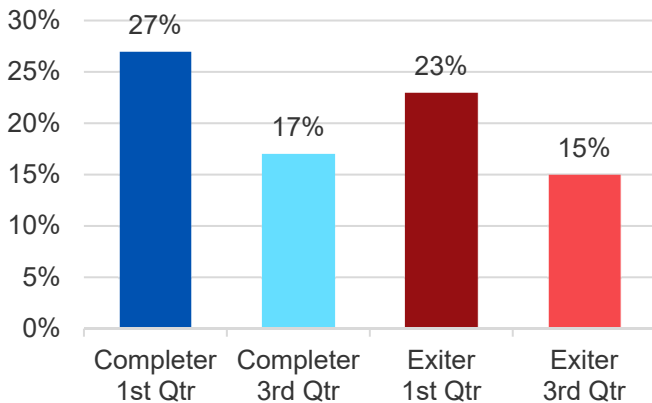
Success Index



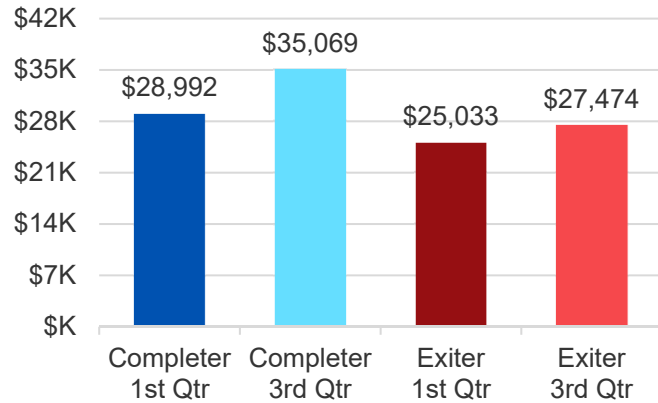
Award Type



Percent Employed



Average Wage



Notes: Kansas TAACCCT Grantee 2014-2018 Wichita State University Campus of Applied Sciences and Technology.

Pell Eligible: Percentage of Pell eligible participants divided by the total number of participants during the grant period.

First Generation: Percentage of first generation participants divided by the total number of participants during the grant period.

Credit Hours: Total number credit hours earned by participants during the grant period.

Award Type: Percentage of award types awarded to participants during the grant period.

Success Index: Percentage of participants who have completed a credential or still enrolled in school during grant period.

Employment Data is based UI Data which includes any service performed for compensation and does not include self-employment, independent contractors, employment out of the state of Kansas, certain agricultural labor and domestic services, etc.

Percentage Employed: Percentage of participants who have completed a credential or has exited from a program employed in Kansas in the 1st or 3rd quarters after completion or exit.

Average Wage: Average Annualized Wages of participants who have completed a credential or has exited from a program employed in Kansas in the 1st or 3rd quarters after completion or exit.

The Kansas Technical Re/training Among Industry-targeted Networks (KanTRAIN) grant project of \$11,997,957 is 100% funded through the U.S. Department of Labor's Trade Adjustment Assistance Community College and Career Training (TAACCCT) program. This workforce product was funded by a grant awarded by the U.S. Department of Labor's Employment and Training Administration. The product was created by the grantee and does not necessarily reflect the official position of the U.S. Department of Labor. The U.S. Department of Labor makes no guarantees, warranties, or assurances of any kind, express or implied, with respect to such information, including any information on linked sites and including, but not limited to, accuracy of the information or its completeness, timeliness, usefulness, adequacy, continued availability, or ownership.