

PROGRAM COMPLETION

COMPLETION RATES: Of students that indicated enrollment in a Welding program, the following tables indicates completion, ongoing enrollment, and transfer rates.

Program Length	Student Enrollment Length	Completion	Still Enrolled	Transferred
Certificates Under 1 Year	Students enrolled for One Year or less	45%	0	0
	Students enrolled longer than One Year	N/A	N/A	N/A
Certificates Greater than 1 Year	Students enrolled for Two Years or less	N/A	N/A	N/A
	Students enrolled for longer than Two Years	N/A	N/A	N/A
2 Year Degree	Students enrolled for Three Years or less	N/A	N/A	N/A
	Students enrolled longer than Three Years	N/A	N/A	N/A

EMPLOYMENT PROSPECTS

EMPLOYMENT RATES: The table below indicates employment within three months of program completion.

Employment Within Three Months After Completion	
Unemployed at Enrollment	Employed at Enrollment
N/A	N/A

OCCUPATION OF EMPLOYMENT: Via survey, completers say their most common occupations are:

- N/A

JOB RETENTION RATES: Data is unavailable.

ANNUAL EARNINGS: Data is unavailable.

PROGRAM COMPLETION

COMPLETION RATES: Of students that indicated enrollment in a Welding program, the following tables indicates completion, ongoing enrollment, and transfer rates.

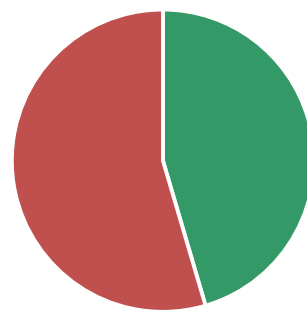
Program Length	Student Enrollment Length	Completion	Still Enrolled	Transferred
Certificates Under 1 Year	Students enrolled for One Year or less	55%	N/A	N/A
	Students enrolled longer than One Year	N/A	N/A	N/A
Certificates Greater than 1 Year	Students enrolled for Two Years or less	N/A	N/A	N/A
	Students enrolled for longer than Two Years	N/A	N/A	N/A
2 Year Degree	Students enrolled for Three Years or less	N/A	N/A	N/A
	Students enrolled longer than Three Years	N/A	N/A	N/A

EMPLOYMENT PROSPECTS

EMPLOYMENT RATES: The table below indicates employment within three months of program completion.

Employment Within Three Months After Completion	
Unemployed at Enrollment	Employed at Enrollment
N/A	N/A

Employment Within 3 Months of Completion



■ Employed in Ohio ■ Not employed in Ohio

OCCUPATION OF EMPLOYMENT: Via survey, completers say their most common occupations are:

- N/A

JOB RETENTION RATES: Data is unavailable.

ANNUAL EARNINGS: \$20,875 is the average annual earnings of an employed completer.

PROGRAM COMPLETION

COMPLETION RATES: Of students that indicated enrollment in a Welding program, the following tables indicates completion, ongoing enrollment, and transfer rates.

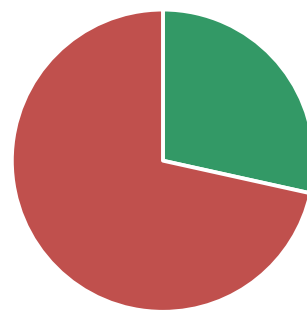
Program Length	Student Enrollment Length	Completion	Still Enrolled	Transferred
Certificates Under 1 Year	Students enrolled for One Year or less	87%	N/A	N/A
	Students enrolled longer than One Year	N/A	N/A	N/A
Certificates Greater than 1 Year	Students enrolled for Two Years or less	N/A	N/A	N/A
	Students enrolled for longer than Two Years	N/A	N/A	N/A
2 Year Degree	Students enrolled for Three Years or less	61%	N/A	N/A
	Students enrolled longer than Three Years	N/A	N/A	N/A

EMPLOYMENT PROSPECTS

EMPLOYMENT RATES: The table below indicates employment within three months of program completion.

Employment Within Three Months After Completion	
Unemployed at Enrollment	Employed at Enrollment
N/A	33%

Employment Within 3 Months of Completion



■ Employed in Ohio ■ Not employed in Ohio

OCCUPATION OF EMPLOYMENT: Via survey, completers say their most common occupations are:

- Pipe welder
- Welder

JOB RETENTION RATES: 46 percent of completers are employed at six months after completion.

ANNUAL EARNINGS: \$28,089 is the average annual earnings of an employed completer.

PROGRAM COMPLETION

COMPLETION RATES: Of students that indicated enrollment in a Welding program, the following tables indicates completion, ongoing enrollment, and transfer rates.

Program Length	Student Enrollment Length	Completion	Still Enrolled	Transferred
Certificates Under 1 Year	Students enrolled for One Year or less	N/A	N/A	N/A
	Students enrolled longer than One Year	N/A	N/A	N/A
Certificates Greater than 1 Year	Students enrolled for Two Years or less	61%	N/A	N/A
	Students enrolled for longer than Two Years	N/A	N/A	N/A
2 Year Degree	Students enrolled for Three Years or less	N/A	N/A	N/A
	Students enrolled longer than Three Years	N/A	N/A	N/A

EMPLOYMENT PROSPECTS

EMPLOYMENT RATES: The table below indicates employment within three months of program completion.

Employment Within Three Months After Completion	
Unemployed at Enrollment	Employed at Enrollment
N/A	N/A

OCCUPATION OF EMPLOYMENT: Via survey, completers say their most common occupations are:

- Welding Inspector

JOB RETENTION RATES: Data is unavailable.

ANNUAL EARNINGS: Data is unavailable.

PROGRAM COMPLETION

COMPLETION RATES: Of students that indicated enrollment in a Welding program, the following tables indicates completion, ongoing enrollment, and transfer rates.

Program Length	Student Enrollment Length	Completion	Still Enrolled	Transferred
Certificates Under 1 Year	Students enrolled for One Year or less	N/A	N/A	N/A
	Students enrolled longer than One Year	N/A	N/A	N/A
Certificates Greater than 1 Year	Students enrolled for Two Years or less	N/A	N/A	N/A
	Students enrolled for longer than Two Years	N/A	N/A	N/A
2 Year Degree	Students enrolled for Three Years or less	16%	N/A	N/A
	Students enrolled longer than Three Years	N/A	N/A	N/A

EMPLOYMENT PROSPECTS

EMPLOYMENT RATES: The table below indicates employment within three months of program completion.

Employment Within Three Months After Completion	
Unemployed at Enrollment	Employed at Enrollment
N/A	N/A

OCCUPATION OF EMPLOYMENT: Via survey, completers say their most common occupations are:

- Welder Fabricator
- General Processing
- Aluminum Welder

JOB RETENTION RATES: Data is unavailable.

ANNUAL EARNINGS: Data is unavailable.

PROGRAM COMPLETION

COMPLETION RATES: Of students that indicated enrollment in a Digital Fabrication & Industrial Automation program, the following tables indicates completion, ongoing enrollment, and transfer rates.

Program Length	Student Enrollment Length	Completion	Still Enrolled	Transferred
Certificates Under 1 Year	Students enrolled for One Year or less	99%	N/A	N/A
	Students enrolled longer than One Year	N/A	N/A	N/A
Certificates Greater than 1 Year	Students enrolled for Two Years or less	N/A	N/A	N/A
	Students enrolled for longer than Two Years	N/A	N/A	N/A
2 Year Degree	Students enrolled for Three Years or less	N/A	N/A	N/A
	Students enrolled longer than Three Years	N/A	N/A	N/A

EMPLOYMENT PROSPECTS

EMPLOYMENT RATES: The table below indicates employment within three months of program completion.

Employment Within Three Months After Completion	
Unemployed at Enrollment	Employed at Enrollment
N/A	N/A

OCCUPATION OF EMPLOYMENT: Via survey, completers say their most common occupations are:

- Robotics Maintenance
- Control Engineering

JOB RETENTION RATES: Data is unavailable.

ANNUAL EARNINGS: Data is unavailable.

PROGRAM COMPLETION

COMPLETION RATES: Of students that indicated enrollment in a Welding program, the following tables indicates completion, ongoing enrollment, and transfer rates.

Program Length	Student Enrollment Length	Completion	Still Enrolled	Transferred
Certificates Under 1 Year	Students enrolled for One Year or less	87%	N/A	N/A
	Students enrolled longer than One Year	N/A	N/A	N/A
Certificates Greater than 1 Year	Students enrolled for Two Years or less	N/A	N/A	N/A
	Students enrolled for longer than Two Years	N/A	N/A	N/A
2 Year Degree	Students enrolled for Three Years or less	N/A	N/A	N/A
	Students enrolled longer than Three Years	N/A	N/A	N/A

EMPLOYMENT PROSPECTS

EMPLOYMENT RATES: The table below indicates employment within three months of program completion.

Employment Within Three Months After Completion	
Unemployed at Enrollment	Employed at Enrollment
N/A	N/A

OCCUPATION OF EMPLOYMENT: Via survey, completers say their most common occupations are:

- Equipment Services
- Welder Fabricator

JOB RETENTION RATES: Data is unavailable.

ANNUAL EARNINGS: Data is unavailable.

PROGRAM COMPLETION

COMPLETION RATES: Of students that indicated enrollment in a Industrial Maintenance program, the following tables indicates completion, ongoing enrollment, and transfer rates.

Program Length	Student Enrollment Length	Completion	Still Enrolled	Transferred
Certificates Under 1 Year	Students enrolled for One Year or less	44%	N/A	N/A
	Students enrolled longer than One Year	N/A	N/A	N/A
Certificates Greater than 1 Year	Students enrolled for Two Years or less	N/A	N/A	N/A
	Students enrolled for longer than Two Years	N/A	N/A	N/A
2 Year Degree	Students enrolled for Three Years or less	N/A	N/A	N/A
	Students enrolled longer than Three Years	N/A	N/A	N/A

EMPLOYMENT PROSPECTS

EMPLOYMENT RATES: The table below indicates employment within three months of program completion.

Employment Within Three Months After Completion	
Unemployed at Enrollment	Employed at Enrollment
N/A	N/A

OCCUPATION OF EMPLOYMENT: Via survey, completers say their most common occupations are:

- Engineering Technician
- Engineering Manager

JOB RETENTION RATES: Data is unavailable.

ANNUAL EARNINGS: Data is unavailable.

PROGRAM COMPLETION

COMPLETION RATES: Of students that indicated enrollment in a CNC & Machining program, the following tables indicates completion, ongoing enrollment, and transfer rates.

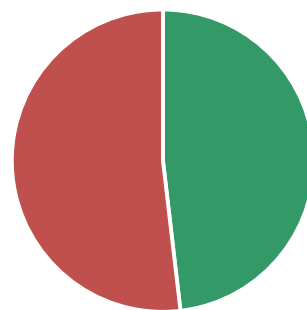
Program Length	Student Enrollment Length	Completion	Still Enrolled	Transferred
Certificates Under 1 Year	Students enrolled for One Year or less	17%	N/A	N/A
	Students enrolled longer than One Year	N/A	N/A	N/A
Certificates Greater than 1 Year	Students enrolled for Two Years or less	N/A	N/A	N/A
	Students enrolled for longer than Two Years	N/A	N/A	N/A
2 Year Degree	Students enrolled for Three Years or less	N/A	N/A	N/A
	Students enrolled longer than Three Years	N/A	N/A	N/A

EMPLOYMENT PROSPECTS

EMPLOYMENT RATES: The table below indicates employment within three months of program completion.

Employment Within Three Months After Completion	
Unemployed at Enrollment	Employed at Enrollment
N/A	52%

Employment Within 3 Months of Completion



■ Employed in Ohio ■ Not employed in Ohio

OCCUPATION OF EMPLOYMENT: Via survey, completers say their most common occupations are:

- Machinist

JOB RETENTION RATES: Data is unavailable.

ANNUAL EARNINGS: \$26,834 is the average annual earnings of an employed completer.

PROGRAM COMPLETION

COMPLETION RATES: Of students that indicated enrollment in a Welding program, the following tables indicates completion, ongoing enrollment, and transfer rates.

Program Length	Student Enrollment Length	Completion	Still Enrolled	Transferred
Certificates Under 1 Year	Students enrolled for One Year or less	N/A	N/A	N/A
	Students enrolled longer than One Year	N/A	N/A	N/A
Certificates Greater than 1 Year	Students enrolled for Two Years or less	N/A	N/A	N/A
	Students enrolled for longer than Two Years	N/A	N/A	N/A
2 Year Degree	Students enrolled for Three Years or less	47%	N/A	N/A
	Students enrolled longer than Three Years	N/A	N/A	N/A

EMPLOYMENT PROSPECTS

EMPLOYMENT RATES: The table below indicates employment within three months of program completion.

Employment Within Three Months After Completion	
Unemployed at Enrollment	Employed at Enrollment
N/A	N/A

OCCUPATION OF EMPLOYMENT: Via survey, completers say their most common occupations are:

- Welder

JOB RETENTION RATES: Data is unavailable.

ANNUAL EARNINGS: Data is unavailable.