Life. Changing.
JOURNEY
INDIAN HILLS
COMMUNITY COLLEGE
40
OVER 23,000 ALUMNI LIVING IN IOWA
120
DEGREE, DIPLOMA & CERTIFICATE OPTIONS
AVERAGE CLASS
SIZE 14 STUDENTS
4-DAY
WEEK
17:1
RATIO
8 NJCAA NATIONAL
CHAMPIONSHIPS

Life. Changing.
JOURNEY
INDIAN HILLS
COMMUNITY COLLEGE
40
OVER 23,000 ALUMNI LIVING IN IOWA
120
AVERAGE CLASS
SIZE 14 STUDENTS
4-DAY
WEEK
17:1
RATIO
8 NJCAA NATIONAL
CHAMPIONSHIPS

Life. Changing.
JOURNEY
INDIAN HILLS
COMMUNITY COLLEGE
40
OVER 23,000 ALUMNI LIVING IN IOWA
120
AVERAGE CLASS

Life. Changing.
JOURNEY
INDIAN HILLS
COMMUNITY COLLEGE
40
OVER 23,000 ALUMNI LIVING IN IOWA
120
AVERAGE CLASS
SIZE 14 STUDENTS
4-DAY
WEEK
17:1
8 NJCAA NATIONAL
CHAMPIONSHIPS

Life. Changing.
JOURNEY
INDIAN HILLS
COMMUNITY COLLEGE
40
120
AVERAGE CLASS
4-DAY
WEEK
17:1
CHAMPIONSHIPS

Life. Changing.
JOURNEY
INDIAN HILLS
COMMUNITY COLLEGE
40
120
AVERAGE CLASS

Life. Changing.
JOURNEY
INDIAN HILLS
COMMUNITY COLLEGE
ACADEMIC PROGRAMS
40
OVER 23,000 ALUMNI LIVING IN IOWA
FOUR TECHNICAL AND HEALTH SCIENCES GRADUATES EMPLOYED
120
DEGREE, DIPLOMA & CERTIFICATE OPTIONS
OTTUMWA
OTTUMWA
MARROON AND GOLD
AVERAGE CLASS SIZE 14 STUDENTS
4-DAY WEEK
90%
RECEIVE FINANCIAL ASSISTANCE
8 NJCAA NATIONAL CHAMPIONSHIPS
17:1 RATIO

Life. Changing.
JOURNEY
INDIAN HILLS
COMMUNITY COLLEGE
40
OVER 23,000 ALUMNI LIVING IN IOWA
120
AVERAGE CLASS SIZE 14 STUDENTS
4-DAY WEEK
90%
8 NJCAA NATIONAL CHAMPIONSHIPS
17:1 RATIO

Life. Changing.
JOURNEY
INDIAN HILLS
COMMUNITY COLLEGE
40
OVER 23,000 ALUMNI LIVING IN IOWA
120
AVERAGE CLASS
90%

Skyline	
REFERENCE LETTER	A
Job Name	Indian HIlls CC
Dealer #	023
Artist	Molly Mack
Sales Rep	Kelly Sheldon
Date	03.17.16

PICTURESCAPE® USER DEFINED PROFILE GRID
#PICTURESCAPE-KIT *Configurable Hardware and Graphics Kit*
#PICSCAPEBNR-568 *Replacement Graphic Only*
#33919-006 *Replacement Frame Only - Does Not Order A Graphic*
Recommended Size Limit For A 10 Foot Booth Space: 115″ W X 92″ H
Recommended Size Limit For A 20 Foot Booth Space: 230″ W X 92″ H

PROOF

This is a low resolution proof. It is to be viewed and approved for content only, not for image detail or exact color accuracy.

ART SETUP INSTRUCTIONS...

...are off the page to the right and viewable only in Adobe Illustrator. Drop PDF on Ai icon.

SCALE FACTOR SCALE UP OR DOWN TO FIT SPACE

FRAME LIMITATIONS: 1) Max size is 240″ W x 100″ H 2) Adjacent edges cannot be tighter than 45 degrees to each other. 3) Minimum frame edge is 10″
Some shapes larger than 240″ x 100″, angles less than 45 degrees or sides as short as 3.75″ may still be possible, but will have to be reviewed, approved and custom quoted. Please send your grid to Customer Service with all your coordinates filled out to enter the review process.

SAFE AREA LIMITATIONS: *Make sure to keep critical art elements such as text, logos and important photographic area at least 2″ away from the edges.*

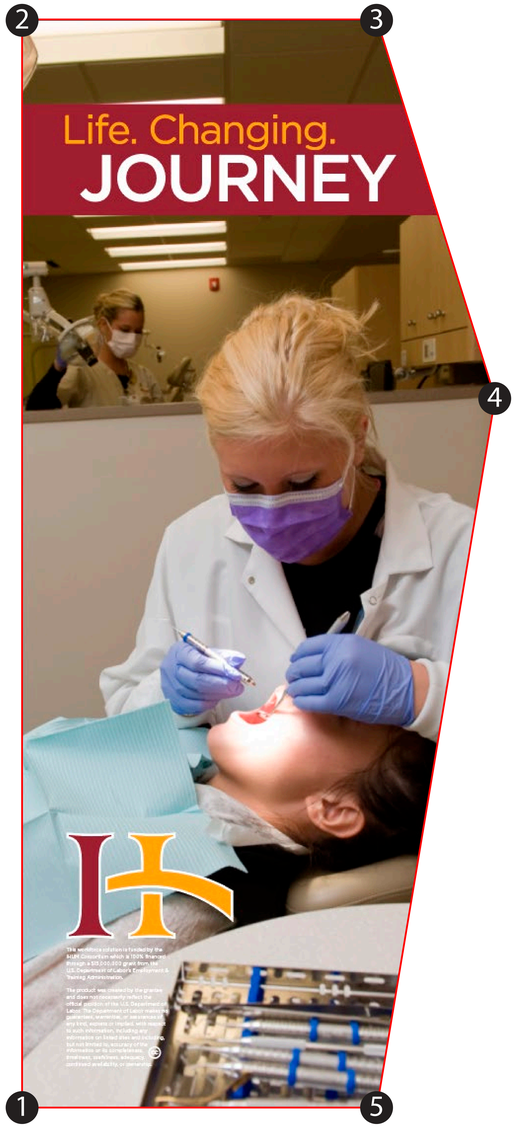

XY COORDINATES & LENGTHS

FOR DOUBLE-SIDED FRAMES: *ONLY FILL IN THIS INFO ON ONE GRID.*

ROUNDED TO 2 DECIMALS

	X″	Y″	LENGTHS
1	0.0	0.0	92″
2	0.0	92	30″
3	30	92	33.53″
4	40	60	60.83″
5	30	0.0	30″
6	x	x	x
7	x	x	x
8	x	x	x
9	x	x	x
10	x	x	x
11	x	x	x
12	x	x	x
13	x	x	x
14	x	x	x
15	x	x	x
16	x	x	x
17	x	x	x
18	x	x	x
19	x	x	x
20	x	x	x
			+

TOTAL PERIMETER= 246.35″

PRODUCTION SPECIFICATIONS

40″	OVERALL WIDTH OF SHAPE
92″	OVERALL HEIGHT OF SHAPE
246.35″	TOTAL PERIMETER OF SHAPE

CORNER CONNECTORS

2	QTY OF 90 DEG CONNECTORS
3	QTY OF ADJUSTABLE CONNECTORS
2	QTY OF STRAIGHT CONNECTORS

- *1 STRAIGHT CONNECTOR IS NEEDED FOR EACH SIDE OVER 46″*
- *2 STRAIGHT CONNECTORS ARE NEEDED FOR EACH SIDE OVER 92″*

MOUNTING METHOD
- ○ *SIDE FEET PACKAGE*
- ● *BASE PLATES PACKAGE*
- ○ *HANGING CABLE PACKAGE*
- ○ *EXHIBIT/WALL MOUNT PACKAGE*

CHECK ONE

x **QTY OF WIRE MANAGEMENT HOLES**

DUPLICATE THIS BULB ICON AND PLACE IT ABOVE YOUR DESIRED HOLE LOCATIONS. HOLES CAN ONLY BE PLACED IN THE CENTER OF EACH TUBE. SIDES OVER 46″ WILL BE SPLIT EQUALLY INTO 2 TUBES. SIDES OVER 92″ WILL BE SPLIT EQUALLY INTO 3 TUBES. THE CENTER TUBE OF SIDES SPLIT INTO 3 CANNOT HAVE A HOLE. 12V HALOGEN CORDS WILL FIT THROUGH THE HOLES. CMH CORDS WILL NOT.

NOTES TO PRODUCTION

x

LOW QUALITY IMAGES - PRINT AS IS ○

COLOR

COLOR - PRINT AS IS ○

PMS 202 C	x
PMS 137 C	x

DOUBLE SIDED INSTRUCTIONS

Fill in below ONLY if your graphic is double sided.
DOUBLE-SIDED INSTRUCTIONS:
THE GRAPHIC ON THE OTHER SIDE IS...
THE SAME: ○ *IF ASYMMETRICAL, IT MUST BE DIFFERENT*
DIFFERENT: ○ → *THE OTHER SIDE IS:* x
CHECK ONE
For double-sided frames only fill in coords and lengths on 1 grid

DEALER & CUSTOMER USE ONLY

Electronic Order Determines Final Production

x	x

CUSTOMER SIGNATURE* **DATE**
**Skyline is not responsible for typos or the quality of the supplied art.*

SHOW FRAME EDGE IN RED - MUST SUBMIT VECTOR FRAME EDGE WITH HIGH RES ART

©2015 Skyline Exhibits **Grid Published 8-14-15**

Skyline	
REFERENCE LETTER	B
Job Name	Indian HIlls CC
Dealer #	023
Artist	Molly Mack
Sales Rep	Kelly Sheldon
Date	03.17.16

PICTURESCAPE® USER DEFINED PROFILE GRID
#PICTURESCAPE-KIT *Configurable Hardware and Graphics Kit*
#PICSCAPEBNR-568 *Replacement Graphic Only*
#33919-006 *Replacement Frame Only - Does Not Order A Graphic*
Recommended Size Limit For A 10 Foot Booth Space: 115″ W X 92″ H
Recommended Size Limit For A 20 Foot Booth Space: 230″ W X 92″ H

PROOF

This is a low resolution proof. It is to be viewed and approved for content only, not for image detail or exact color accuracy.

ART SETUP INSTRUCTIONS...

...are off the page to the right and viewable only in Adobe Illustrator. Drop PDF on Ai icon.

SCALE FACTOR SCALE UP OR DOWN TO FIT SPACE

FRAME LIMITATIONS: 1) Max size is 240″ W x 100″ H 2) Adjacent edges cannot be tighter than 45 degrees to each other. 3) Minimum frame edge is 10″
Some shapes larger than 240″ x 100″, angles less than 45 degrees or sides as short as 3.75″ may still be possible, but will have to be reviewed, approved and custom quoted. Please send your grid to Customer Service with all your coordinates filled out to enter the review process.
SAFE AREA LIMITATIONS: *Make sure to keep critical art elements such as text, logos and important photographic area at least 2″ away from the edges.*



SHOW FRAME EDGE IN RED - MUST SUBMIT VECTOR FRAME EDGE WITH HIGH RES ART

XY COORDINATES & LENGTHS

FOR DOUBLE-SIDED FRAMES: *ONLY FILL IN THIS INFO ON ONE GRID.*

ROUNDED TO 2 DECIMALS

	X″	Y″	LENGTHS
1	0.0	0.0	92″
2	0.0	92	30″
3	30	92	33.53″
4	40	60	60.83″
5	30	0.0	30″
6	x	x	x
7	x	x	x
8	x	x	x
9	x	x	x
10	x	x	x
11	x	x	x
12	x	x	x
13	x	x	x
14	x	x	x
15	x	x	x
16	x	x	x
17	x	x	x
18	x	x	x
19	x	x	x
20	x	x	x
			+

TOTAL PERIMETER= 246.35″

DOUBLE SIDED INSTRUCTIONS

Fill in below ONLY if your graphic is double sided.
DOUBLE-SIDED INSTRUCTIONS:
THE GRAPHIC ON THE OTHER SIDE IS...
THE SAME: ○ *IF ASYMMETRICAL, IT MUST BE DIFFERENT*
DIFFERENT: ○ *CHECK ONE* → *THE OTHER SIDE IS:* x
For double-sided frames only fill in coords and lengths on 1 grid

PRODUCTION SPECIFICATIONS

40″	OVERALL WIDTH OF SHAPE
92″	OVERALL HEIGHT OF SHAPE
246.35″	TOTAL PERIMETER OF SHAPE

CORNER CONNECTORS

2	QTY OF 90 DEG CONNECTORS
3	QTY OF ADJUSTABLE CONNECTORS
2	QTY OF STRAIGHT CONNECTORS

- *1 STRAIGHT CONNECTOR IS NEEDED FOR EACH SIDE OVER 46″*
- *2 STRAIGHT CONNECTORS ARE NEEDED FOR EACH SIDE OVER 92″*

MOUNTING METHOD
SIDE FEET PACKAGE ○
BASE PLATES PACKAGE ●
HANGING CABLE PACKAGE ○
EXHIBIT/WALL MOUNT PACKAGE ○
CHECK ONE

x **QTY OF WIRE MANAGEMENT HOLES**

DUPLICATE THIS BULB ICON AND PLACE IT ABOVE YOUR DESIRED HOLE LOCATIONS. HOLES CAN ONLY BE PLACED IN THE CENTER OF EACH TUBE. SIDES OVER 46″ WILL BE SPLIT EQUALLY INTO 2 TUBES. SIDES OVER 92″ WILL BE SPLIT EQUALLY INTO 3 TUBES. THE CENTER TUBE OF SIDES SPLIT INTO 3 CANNOT HAVE A HOLE. 12V HALOGEN CORDS WILL FIT THROUGH THE HOLES. CMH CORDS WILL NOT.

NOTES TO PRODUCTION

x

LOW QUALITY IMAGES - PRINT AS IS ○

COLOR

COLOR - PRINT AS IS ○

PMS 202 C	x
PMS 137 C	x

DEALER & CUSTOMER USE ONLY

Electronic Order Determines Final Production

x	x

CUSTOMER SIGNATURE* **DATE**
**Skyline is not responsible for typos or the quality of the supplied art.*

©2015 Skyline Exhibits **Grid Published 8-14-15**

Skyline	
REFERENCE LETTER	C
Job Name	Indian HIlls CC
Dealer #	023
Artist	Molly Mack
Sales Rep	Kelly Sheldon
Date	03.17.16

PICTURESCAPE® USER DEFINED PROFILE GRID
#PICTURESCAPE-KIT *Configurable Hardware and Graphics Kit*
#PICSCAPEBNR-568 *Replacement Graphic Only*
#33919-006 *Replacement Frame Only - Does Not Order A Graphic*
Recommended Size Limit For A 10 Foot Booth Space: 115″ W X 92″ H
Recommended Size Limit For A 20 Foot Booth Space: 230″ W X 92″ H

PROOF

This is a low resolution proof. It is to be viewed and approved for content only, not for image detail or exact color accuracy.

ART SETUP INSTRUCTIONS...

...are off the page to the right and viewable only in Adobe Illustrator. Drop PDF on Ai icon.

SCALE FACTOR SCALE UP OR DOWN TO FIT SPACE

FRAME LIMITATIONS: 1) Max size is 240″ W x 100″ H 2) Adjacent edges cannot be tighter than 45 degrees to each other. 3) Minimum frame edge is 10″
Some shapes larger than 240″ x 100″, angles less than 45 degrees or sides as short as 3.75″ may still be possible, but will have to be reviewed, approved and custom quoted. Please send your grid to Customer Service with all your coordinates filled out to enter the review process.

SAFE AREA LIMITATIONS: *Make sure to keep critical art elements such as text, logos and important photographic area at least 2″ away from the edges.*



XY COORDINATES & LENGTHS

FOR DOUBLE-SIDED FRAMES: *ONLY FILL IN THIS INFO ON ONE GRID.*

ROUNDED TO 2 DECIMALS

	X″	Y″	LENGTHS
1	0.0	0.0	92″
2	0.0	92	30″
3	30	92	33.53″
4	40	60	60.83″
5	30	0.0	30″
6	x	x	x
7	x	x	x
8	x	x	x
9	x	x	x
10	x	x	x
11	x	x	x
12	x	x	x
13	x	x	x
14	x	x	x
15	x	x	x
16	x	x	x
17	x	x	x
18	x	x	x
19	x	x	x
20	x	x	x
			+

TOTAL PERIMETER= 246.35″

DOUBLE SIDED INSTRUCTIONS

Fill in below ONLY if your graphic is double sided.
DOUBLE-SIDED INSTRUCTIONS:
THE GRAPHIC ON THE OTHER SIDE IS...
THE SAME: ○ *IF ASYMMETRICAL, IT MUST BE DIFFERENT*
DIFFERENT: ○ → *THE OTHER SIDE IS:* x
CHECK ONE
For double-sided frames only fill in coords and lengths on 1 grid

PRODUCTION SPECIFICATIONS

40″	**OVERALL WIDTH OF SHAPE**
92″	**OVERALL HEIGHT OF SHAPE**
246.35″	**TOTAL PERIMETER OF SHAPE**

CORNER CONNECTORS

2	**QTY OF 90 DEG CONNECTORS**
3	**QTY OF ADJUSTABLE CONNECTORS**
2	**QTY OF STRAIGHT CONNECTORS**

- *1 STRAIGHT CONNECTOR IS NEEDED FOR EACH SIDE OVER 46″*
- *2 STRAIGHT CONNECTORS ARE NEEDED FOR EACH SIDE OVER 92″*

MOUNTING METHOD
SIDE FEET PACKAGE ○
BASE PLATES PACKAGE ●
HANGING CABLE PACKAGE ○
EXHIBIT/WALL MOUNT PACKAGE ○
CHECK ONE

x **QTY OF WIRE MANAGEMENT HOLES**

DUPLICATE THIS BULB ICON AND PLACE IT ABOVE YOUR DESIRED HOLE LOCATIONS. HOLES CAN ONLY BE PLACED IN THE CENTER OF EACH TUBE. SIDES OVER 46″ WILL BE SPLIT EQUALLY INTO 2 TUBES. SIDES OVER 92″ WILL BE SPLIT EQUALLY INTO 3 TUBES. THE CENTER TUBE OF SIDES SPLIT INTO 3 CANNOT HAVE A HOLE. 12V HALOGEN CORDS WILL FIT THROUGH THE HOLES. CMH CORDS WILL NOT.

NOTES TO PRODUCTION

x

LOW QUALITY IMAGES - PRINT AS IS ○

COLOR

COLOR - PRINT AS IS ○

PMS 202 C	x
PMS 137 C	x

DEALER & CUSTOMER USE ONLY

Electronic Order Determines Final Production

x | x

CUSTOMER SIGNATURE* **DATE**

**Skyline is not responsible for typos or the quality of the supplied art.*

SHOW FRAME EDGE IN RED - MUST SUBMIT VECTOR FRAME EDGE WITH HIGH RES ART

©2015 Skyline Exhibits **Grid Published 8-14-15**

Skyline	
REFERENCE LETTER	D
Job Name	Indian Hills
Dealer #	023
Artist	Molly Mack
Sales Rep	Kelly Sheldon
Date	03.17.16

PICTURESCAPE® USER DEFINED PROFILE GRID
#PICTURESCAPE-KIT *Configurable Hardware and Graphics Kit*
#PICSCAPEBNR-568 *Replacement Graphic Only*
#33919-006 *Replacement Frame Only - Does Not Order A Graphic*
Recommended Size Limit For A 10 Foot Booth Space: 115″ W X 92″ H
Recommended Size Limit For A 20 Foot Booth Space: 230″ W X 92″ H

PROOF

This is a low resolution proof. It is to be viewed and approved for content only, not for image detail or exact color accuracy.

ART SETUP INSTRUCTIONS...

...are off the page to the right and viewable only in Adobe Illustrator. Drop PDF on Ai icon.

SCALE FACTOR SCALE UP OR DOWN TO FIT SPACE

FRAME LIMITATIONS: 1) Max size is 240″ W x 100″ H 2) Adjacent edges cannot be tighter than 45 degrees to each other. 3) Minimum frame edge is 10″
Some shapes larger than 240″ x 100″, angles less than 45 degrees or sides as short as 3.75″ may still be possible, but will have to be reviewed, approved and custom quoted. Please send your grid to Customer Service with all your coordinates filled out to enter the review process.
SAFE AREA LIMITATIONS: *Make sure to keep critical art elements such as text, logos and important photographic area at least 2″ away from the edges.*

SHOW FRAME EDGE IN RED - MUST SUBMIT VECTOR FRAME EDGE WITH HIGH RES ART

XY COORDINATES & LENGTHS

FOR DOUBLE-SIDED FRAMES: *ONLY FILL IN THIS INFO ON ONE GRID.*

ROUNDED TO 2 DECIMALS

	X″	Y″	LENGTHS
1	0	0	92″
2	0	92	92″
3	92	92	92″
4	92	0	92″
5	x	x	x
6	x	x	x
7	x	x	x
8	x	x	x
9	x	x	x
10	x	x	x
11	x	x	x
12	x	x	x
13	x	x	x
14	x	x	x
15	x	x	x
16	x	x	x
17	x	x	x
18	x	x	x
19	x	x	x
20	x	x	x
			+

TOTAL PERIMETER= x

DOUBLE SIDED INSTRUCTIONS

Fill in below ONLY if your graphic is double sided.
DOUBLE-SIDED INSTRUCTIONS:
THE GRAPHIC ON THE OTHER SIDE IS...
THE SAME: ○ *IF ASYMMETRICAL, IT MUST BE DIFFERENT*
DIFFERENT: ○ *CHECK ONE* → *THE OTHER SIDE IS:* x
For double-sided frames only fill in coords and lengths on 1 grid

PRODUCTION SPECIFICATIONS

92″	**OVERALL WIDTH OF SHAPE**
92″	**OVERALL HEIGHT OF SHAPE**
368″	**TOTAL PERIMETER OF SHAPE**

CORNER CONNECTORS

4	**QTY OF 90 DEG CONNECTORS**
0	**QTY OF ADJUSTABLE CONNECTORS**
4	**QTY OF STRAIGHT CONNECTORS**

- *1 STRAIGHT CONNECTOR IS NEEDED FOR EACH SIDE OVER 46″*
- *2 STRAIGHT CONNECTORS ARE NEEDED FOR EACH SIDE OVER 92″*

MOUNTING METHOD
SIDE FEET PACKAGE ○
BASE PLATES PACKAGE ●
HANGING CABLE PACKAGE ○
EXHIBIT/WALL MOUNT PACKAGE ○
CHECK ONE

x **QTY OF WIRE MANAGEMENT HOLES**

DUPLICATE THIS BULB ICON AND PLACE IT ABOVE YOUR DESIRED HOLE LOCATIONS. HOLES CAN ONLY BE PLACED IN THE CENTER OF EACH TUBE. SIDES OVER 46″ WILL BE SPLIT EQUALLY INTO 2 TUBES. SIDES OVER 92″ WILL BE SPLIT EQUALLY INTO 3 TUBES. THE CENTER TUBE OF SIDES SPLIT INTO 3 CANNOT HAVE A HOLE. 12V HALOGEN CORDS WILL FIT THROUGH THE HOLES. CMH CORDS WILL NOT.

NOTES TO PRODUCTION

x

LOW QUALITY IMAGES - PRINT AS IS ●

COLOR

COLOR - PRINT AS IS ●

	PMS 202 C	x
	PMS 137 C	x

DEALER & CUSTOMER USE ONLY

Electronic Order Determines Final Production

x | x

CUSTOMER SIGNATURE* **DATE**

**Skyline is not responsible for typos or the quality of the supplied art.*

©2015 Skyline Exhibits **Grid Published 8-14-15**

Skyline	
REFERENCE LETTER	E
Job Name	Indian Hills
Dealer #	023
Artist	Molly Mack
Sales Rep	Kelly Sheldon
Date	03.17.16

OCCASIONS® Front Banner - Dyesub - 14.875″ x 38.5″
#34344 *Single Table Package*
#33425-528 *Replacement Dyesub Fabric Front Banner*

SCALE FACTOR 100% FULL SIZE



DESIRED BANNER SIZE (1)

14.875" WIDTH	36" HEIGHT

ADD TO SIZE ABOVE (2)

+0"	+2.5"

FINAL ART SIZE - NO BLEED NEEDED (3)

14.875" WIDTH	38.5" HEIGHT

KEEP TEXT & LOGOS... (4)

0.5" FROM THE LEFT AND RIGHT
3" FROM THE TOP AND BOTTOM

POCKET HEIGHT SIZE (5)

1" TOP	1" BOTTOM

PROOF

This is a low resolution proof. It is to be viewed and approved for content only, not for image detail or exact color accuracy.

ART SETUP INSTRUCTIONS...

...are off the page to the right and viewable only in Adobe Illustrator. Drop PDF on Ai icon.

PRODUCT IMAGE

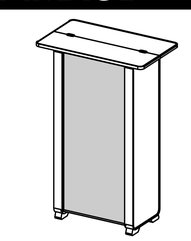

NOTES TO PRODUCTION

x

LOW QUALITY IMAGES - PRINT AS IS

COLOR — **COLOR - PRINT AS IS**

PMS 202 C	x
PMS 137 C	x
x	x

DEALER & CUSTOMER USE ONLY

Electronic Order Determines Final Production

x	x

CUSTOMER SIGNATURE* **DATE**

**Skyline is not responsible for typos or the quality of the supplied art.*

©2015 Skyline Exhibits **Grid Published 8-14-15**

This workforce solution is funded by the IHUM Consortium which is 100% financed through a $15,000,000 grant from the U.S. Department of Labor's Employment & Training Administration.

The product was created by the grantee and does not necessarily reflect the official position of the U.S. Department of Labor. The Department of Labor makes no guarantees, warranties, or assurances of any kind, express or implied, with respect to such information, including any information on linked sites and including, but not limited to, accuracy of the information or its completeness, timeliness, usefulness, adequacy, continued availability, or ownership.