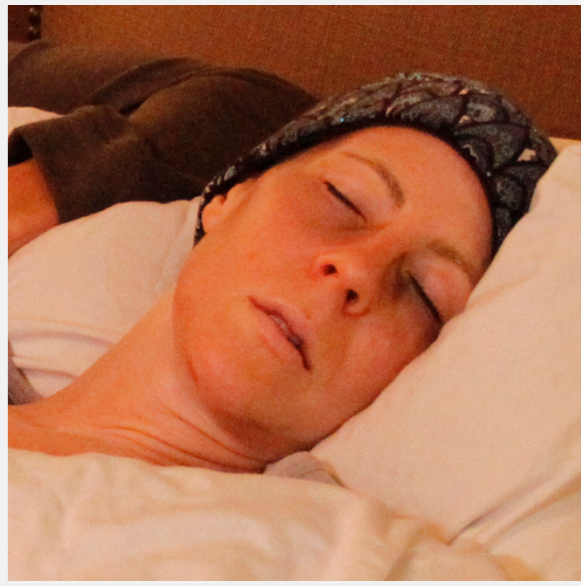


END OF LIFE CARE

Estimated Time: 10 minutes • Debriefing Time: 10 minutes



Scan to Begin



Patient Name: Laura C. Anderson

SCENARIO OVERVIEW

Laura is a 35-year-old female with end stage lung cancer who has a DNR order and advance directives in place. Jane Beckman, her mother, has been caring for Laura at home. She was alarmed by her daughter's decreased level of consciousness and respiratory difficulty and called 911. Level 1 requires a "Scene Size-Up" based on the National Registry of Emergency Medical Technicians Psychomotor Examination.

LEARNING OBJECTIVES

1. Gather information related to dispatch
2. Determine if the scene/situation is safe
3. Determine the mechanism of injury/nature of illness
4. Determine the number of patients
5. Request additional help if necessary
6. Consider stabilization of spine

CURRICULUM MAPPING

WTCS EMT-P PROGRAM OUTCOMES

- Prepare for incident response and EMS operations
- Integrate pathophysiological principles and assessment findings to provide appropriate patient care.
- Communicate effectively with others
- Demonstrate professional behavior
- Meet state and national competencies listed for EMT- paramedic certification(s).

SIMULATION LEARNING ENVIRONMENT & SET-UP

ENVIRONMENT

Home environment

Inside room: Patient is lying in bed with hospital gown, scarf on head

PATIENT PROFILE

Name: Laura C. Anderson

Gender: Female

DOB: 04/16/19XX

Age: 35

EQUIPMENT/SUPPLIES/SETTINGS

Patient

- Wearing hospital gown
- Bandana/turban on head (no hair)
- Moulage to appear gray, thin and emaciated

Monitor Settings

- Simulator Vitals: BP= 108/70 T= 38.1 C HR= 58 RR= 22 O2= 90% RA

Family Member

- Mom is present during this scenario.
- Options:
 - Mom played by standardized actor
 - Mom role-played by a student
 - Mannequin sitting in chair at bedside

QR CODES

<p>START</p> 	<p>DISPATCH</p> 	<p>SCENE</p> 	<p>MOM REPORT</p> 
<p>PATIENT</p> 	<p>DNR BRACELET</p> 		

TEACHING PLAN

PREBRIEF

The facilitator should lead this portion of the simulation. The following steps will guide you through Prebrief.

- Explain how the iPad works in the simulated learning environment including the scanner/QR codes.
- Scan the **QR Code: “Scan to Begin”** while students are in Prebrief.
 - Facilitator note: This scenario has been designed to flow without scanning additional QR codes for convenience in the classroom. For added flexibility, you may elect to use the QR codes provided above to design your own scenario flow.
 - The QR Code: DNR Bracelet is optional and not tied to any programming, but the QR code can be scanned to show the “look” of the DNR bracelet.
- Discuss the simulation “Learning Objective(s)” (on iPad) as well as any other Prebrief materials

STATE 1

RECEIVE DISPATCH

- Play “Dispatch” (on iPad): “ARISE EMS, you’re dispatched for a 35 year old female with respiratory distress and decreased LOC.”
- Possible Facilitator Question
 - “What are your plans based on the dispatch you received?”
- Tabbed iPad Prompts & Content
 - After student taps “continue” on the dispatch screen, the iPad displays an image of an ambulance and reads, “You are en route to the scene.”

STATE 2

SURVEY THE SCENE

- Patient Overview
 - The patient is nonresponsive in bed at home. Her mother is at the bedside with copies of the advance directives.
- Play “Survey the Scene” (on iPad)
 - Possible Facilitator Questions
 - Is the scene safe?
 - How do you determine this?
- Expected Student Behaviors
 - Complete scene size up
 - A “zoomable” NREMT Medical Assessment form is shown on the iPad (see Automatic iPad Content – below).
 - After the Medical Assessment form is viewed, the iPad advances to the Patient Profile screen (see Automatic iPad Content – below).
 - This screen shows basic information about the patient.
 - After students tap “continue” on the Patient Profile screen, the iPad advances to the EMT Home page.
 - This is where necessary Tabbed iPad content is located (see Tabbed iPad Content – below).
- Possible Facilitator Questions
 - Is the scene safe?
 - What is the nature of the patient’s illness?
 - What is the number of patients?
 - Do you need additional assistance?
 - Is a C-spine indicated?
 - What other information may be important to find out about this situation?
- Automatic iPad Content

- **Tabbed iPad Content**

MEDICAL ASSESSMENT FORM



National Registry of Emergency Medical Technicians®
Emergency Medical Technician Psychomotor Examination

PATIENT ASSESSMENT/MANAGEMENT – MEDICAL

Candidate: _____ Examiner: _____

Date: _____ Signature: _____

Scenario # _____

Actual Time Started: _____

	Possible Points	Points Awarded
Takes or verbalizes appropriate body substance isolation precautions	1	
SCENE SIZE-UP		
Determines the scene/situation is safe	1	
Determines the mechanism of injury/nature of illness	1	
Determines the number of patients	1	
Requests additional EMS assistance if necessary	1	
Considers stabilization of the spine	1	
PRIMARY SURVEY/RESUSCITATION		
Verbalizes the general impression of the patient	1	
Determines responsiveness/level of consciousness (AVPU)	1	
Determines chief complaint/apparent life-threats	1	
Assesses airway and breathing	3	
-Assessment (1 point) -Assures adequate ventilation (1 point) -Initiates appropriate oxygen therapy (1 point)		
Assesses circulation		
-Assesses/controls major bleeding (1 point) -Checks pulse (1 point)	3	
-Assesses skin [either skin color, temperature or condition] (1 point)		
Identifies patient priority and makes treatment/transport decision	1	
HISTORY TAKING		
History of the present illness	8	
-Onset (1 point) -Quality (1 point) -Severity (1 point)		
-Provocation (1 point) -Radiation (1 point) -Time (1 point)		
-Clarifying questions of associated signs and symptoms related to OPQRST (2 points)		
Past medical history	5	
-Allergies (1 point) -Past pertinent history (1 point) -Events leading to present illness (1 point)		
-Medications (1 point) -Last oral intake (1 point)		
SECONDARY ASSESSMENT		
Assesses affected body part/system	5	
-Cardiovascular -Neurological -Integumentary -Reproductive		
-Pulmonary -Musculoskeletal -GI/GU -Psychological/Social		
VITAL SIGNS		
-Blood pressure (1 point) -Pulse (1 point) -Respiratory rate and quality (1 point each)	4	
States field impression of patient		
Interventions [verbalizes proper interventions/treatment]	1	
REASSESSMENT		
Demonstrates how and when to reassess the patient to determine changes in condition	1	
Provides accurate verbal report to arriving EMS unit	1	
Actual Time Ended: _____	TOTAL	42


CRITICAL CRITERIA

- ___ Failure to initiate or call for transport of the patient within 15 minute time limit
- ___ Failure to take or verbalize appropriate body substance isolation precautions
- ___ Failure to determine scene safety before approaching patient
- ___ Failure to voice and ultimately provide appropriate oxygen therapy
- ___ Failure to assess/provide adequate ventilation
- ___ Failure to find or appropriately manage problems associated with airway, breathing, hemorrhage or shock
- ___ Failure to differentiate patient's need for immediate transportation versus continued assessment or treatment at the scene
- ___ Performs secondary examination before assessing and treating threats to airway, breathing and circulation
- ___ Orders a dangerous or inappropriate intervention
- ___ Failure to provide accurate report to arriving EMS unit
- ___ Failure to manage the patient as a competent EMT
- ___ Exhibits unacceptable affect with patient or other personnel
- ___ Uses or orders a dangerous or inappropriate intervention

You must factually document your rationale for checking any of the above critical items on the reverse side of this form.

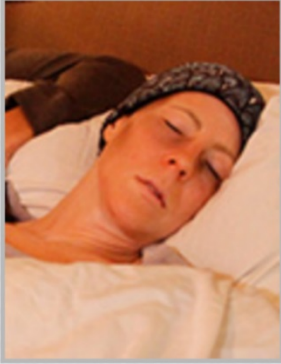
© 2011 by the National Registry of Emergency Medical Technicians, Inc., Columbus, OH e202/10-12
All materials subject to this copyright may be photocopied for the non-commercial purpose of educational or scientific advancement.

PATIENT PROFILE



Patient Profile

AGE: 35
GENDER: Female



COMPLAINT: Respiratory distress with decreased LOC.

Continue >

PATIENT

Tap here to play a video of the patient.

MOTHER

Tap here to view a video of the mother.

DNR ORDER

This tab automatically appears after the video of the Mother is viewed.

- A completed and “zoomable” image of the patient’s DNR Order is displayed here.
 - See Appendix A for a printable copy of the DNR Order.

HEALTHCARE DIRECTIVES

This tab automatically appears after the video of the Mother is viewed.

- A completed and “zoomable” image of the patient’s Advanced Directive is displayed here.
 - See Appendix B for a printable copy of the Advance Directive document.

SCANNER

Use this to scan optional QR Codes.

EXIT

If ALL of the objectives of the program HAVE NOT been met, the iPad reads, “Are you sure you want to exit? All data will be lost.”

- If “No” is selected, the iPad will return to the tabbed content.
- If “Yes” is selected, the iPad will let the student(s) exit and prompt them to complete an embedded 3-5 minute survey.

If ALL of the objectives of the program HAVE been met, the iPad reads, “All scenario objectives have been completed. Would you like to exit the scenario?”

- If “No” is selected, the iPad will return to the tabbed content.
- If “Yes” is selected, the iPad will let the student(s) exit and prompt them to complete an embedded 3-5 minute survey.

DEBRIEF

Nothing needed from the iPad.

QUESTIONS

1. How did you feel this scenario went?
2. Review understanding of scenario learning objectives.
 - a. Was the scene safe?
 - b. What is the nature of the patient's illness?
 - c. If you could "do over," would you do anything differently?
3. Recognize one's own attitudes, feelings, values, and expectations about death and the diversity existing in these beliefs and customs.
 - a. What did you learn about your own attitudes, feelings, values and expectations about death while participating in this scenario?
4. Apply legal and ethical principles in end-of-life care
 - a. Describe what is contained in a "DNR order" and "Advance Directive" document. How do these affect your care of the patient?
 - b. Whose wishes are followed when a patient can no longer speak for themselves?
5. Summary/Take Away Points:
 - a. "Today you cared for a patient with end stage lung cancer with respiratory distress and decreased LOC. What is one thing you learned from participating in this scenario that you will take with you into your EMS practice?" (Each student must share something different from what the others' share.)

NOTE: Debriefing technique is based on INASCL Standards for Debriefing

SURVEY

Print this page and provide to students.

Students, please complete a brief (2-3 minute) survey regarding your experience with this ARISE simulation. There are two options:

1. Use QR Code: Survey
 - a. Note: You will need to download a QR Code reader/scanner onto your own device (smartphone or tablet). There are multiple free scanner apps available for both Android and Apple devices from the app store.
 - b. This QR Code will not work in the ARIS app.



2. Copy and paste the following survey link into your browser.
 - a. https://ircvtc.co1.qualtrics.com/SE/?SID=SV_6Mwfv98ShBfRnBX

APPENDIX A

DEPARTMENT OF HEALTH SERVICES
 DIVISION OF PUBLIC HEALTH
 F-44763 (Rev 08/2015)
 Page 1 of 2

STATE OF WISCONSIN
 Ch. 154 Wis. Stats
 PO Box 2659
 Madison, WI 53701-2659
 (608) 266-1568

**EMERGENCY CARE
 DO NOT RESUSCITATE ORDER (DNR)**

(See Page 2 for Background Information and Instructions on how to complete this form)

Only the Do Not Resuscitate (DNR) bracelet identifies to the Emergency Medical Service Responders that you are DNR. This form cannot be used to communicate your wishes to Responders. This form is a legal document and is used to request a DNR bracelet by the attending physician on the patient's behalf. This form also provides specific care instructions for health care providers responding to emergency calls. If this form is appropriately completed, emergency personnel should limit care as outlined.

The patient and the legal guardian or health care agent of an incapacitated patient have the right to revoke these restrictions on care at any time.

Emergency provider as appropriate will provide:	Emergency provider will NOT:
<ul style="list-style-type: none"> • Clear airway • Administer oxygen • Position for comfort • Splint • Control bleeding • Provide pain medication • Provide emotional support • Contact hospice or home health agency if either has been involved in patient's care, or patients attending physician 	<ul style="list-style-type: none"> • Perform chest compressions • Insert advanced airways • Administer cardiac resuscitation drugs • Provide ventilator assistance • Defibrillate

Male Female Laura C. Anderson 4/16/19XX
 Print Patient Name Date of Birth

100 Main Street Any Town WI 55555
 Patient's Address Street City State Zip Code

I / patient, legal guardian or health care agent understand this document identifies the level of care to be rendered to the patient by an emergency medical technician, first responder, or emergency health care facility personnel in situations where death may be imminent. I / patient, legal guardian or health care provider make this request knowingly and am aware of the alternatives as explained to by the attending physician. I / patient, legal guardian or health care agent expressly release all persons who will in the future provide medical care of any and all liability whatsoever for acting in accordance with this request. I / patient, legal guardian or health care agent is aware that this order can be revoked at any time by removing or defacing the identification bracelet or by requesting resuscitation.

Laura C. Anderson x/xx/20xx
 SIGNATURE - (Patient) or Legal Guardian or Health Care Agent of an incapacitated patient (Circle title of who is signing this request) Date Signed

Joan Doe, MD 715-555-0125
 Print Attending Physician's Name Telephone Number

J Doe, MD x/xx/20xx
 SIGNATURE - Attending Physician's Date Signed

THE ABOVE SIGNATURES AND DATES ARE REQUIRED FOR THIS ORDER TO BE VALID AND ITS INTENT CARRIED OUT.

APPENDIX B



Advance Directive including Power of Attorney for Health Care

Overview

This is a legal document, developed to meet the legal requirements for Wisconsin. This document provides a way for a person to create a Power of Attorney for Health Care and other documentation that will meet the basic requirements for this state.

This advance directive allows you to appoint another person and alternate people to make your health care decisions if you become unable to make these decisions for yourself. The person you appoint is called your **health care agent**. This document gives your health care agent authority to make your decisions *only when you have been determined incapable by your physicians to make them*. It does not give your health care agent any authority to make your financial or other business decisions. In addition, it does not give your health care agent authority to make certain decisions about your mental health treatment.

Before completing this document, take time to read it carefully. **It also is very important that you discuss your views, your values, and this document with your health care agent.** If you do not closely involve your health care agent, and you do not make a clear plan together, your views and values may not be fully respected because they will not be understood.

If you want to document your views about future health care, but do not want to or cannot use this advance directive, ask your health organization or attorney for advice about alternatives.

This is an advance directive for:

Name Laura C. Anderson Date of Birth 4/16/19xx
 Telephone (Home) _____ (Work) _____ (Cell) 555-0123
 Address 100 Main Street
 City Any Town State/ZIP WI 55555

January, 2014 For additional copies visit: www.honoringchoiceswi.org.

The name "Honoring Choices Wisconsin" is used under license from the Twin Cities Medical Society Foundation.

1

NOTICE TO PERSON MAKING THIS DOCUMENT

YOU HAVE THE RIGHT TO MAKE DECISIONS ABOUT YOUR HEALTH CARE. NO HEALTH CARE MAY BE GIVEN TO YOU OVER YOUR OBJECTION, AND NECESSARY HEALTH CARE MAY NOT BE STOPPED OR WITHHELD IF YOU OBJECT.

BECAUSE YOUR HEALTH CARE PROVIDERS IN SOME CASES MAY NOT HAVE HAD THE OPPORTUNITY TO ESTABLISH A LONG-TERM RELATIONSHIP WITH YOU, THEY ARE OFTEN UNFAMILIAR WITH YOUR BELIEFS AND VALUES AND THE DETAILS OF YOUR FAMILY RELATIONSHIPS. THIS POSES A PROBLEM IF YOU BECOME PHYSICALLY OR MENTALLY UNABLE TO MAKE DECISIONS ABOUT YOUR HEALTH CARE.

IN ORDER TO AVOID THIS PROBLEM, YOU MAY SIGN THIS LEGAL DOCUMENT TO SPECIFY THE PERSON WHOM YOU WANT TO MAKE HEALTH CARE DECISIONS FOR YOU IF YOU ARE UNABLE TO MAKE THOSE DECISIONS PERSONALLY. THAT PERSON IS KNOWN AS YOUR HEALTH CARE AGENT. YOU SHOULD TAKE SOME TIME TO DISCUSS YOUR THOUGHTS AND BELIEFS ABOUT MEDICAL TREATMENT WITH THE PERSON OR PERSONS WHOM YOU HAVE SPECIFIED. YOU MAY STATE IN THIS DOCUMENT ANY TYPES OF HEALTH CARE THAT YOU DO OR DO NOT DESIRE, AND YOU MAY LIMIT THE AUTHORITY OF YOUR HEALTH CARE AGENT. IF YOUR HEALTH CARE AGENT IS UNAWARE OF YOUR DESIRES WITH RESPECT TO A PARTICULAR HEALTH CARE DECISION, HE OR SHE IS REQUIRED TO DETERMINE WHAT WOULD BE IN YOUR BEST INTERESTS IN MAKING THE DECISION.

THIS IS AN IMPORTANT LEGAL DOCUMENT. IT GIVES YOUR AGENT BROAD POWERS TO MAKE HEALTH CARE DECISIONS FOR YOU. IT REVOKES ANY PRIOR POWER OF ATTORNEY FOR HEALTH CARE THAT YOU MAY HAVE MADE. IF YOU WISH TO CHANGE YOUR POWER OF ATTORNEY FOR HEALTH CARE, YOU MAY REVOKE THIS DOCUMENT AT ANY TIME BY DESTROYING IT, BY DIRECTING ANOTHER PERSON TO DESTROY IT IN YOUR PRESENCE, BY SIGNING A WRITTEN AND DATED STATEMENT OR BY STATING THAT IT IS REVOKED IN THE PRESENCE OF TWO WITNESSES. IF YOU REVOKE, YOU SHOULD NOTIFY YOUR AGENT, YOUR HEALTH CARE PROVIDERS, AND ANY OTHER PERSON TO WHOM YOU HAVE GIVEN A COPY. IF YOUR AGENT IS YOUR SPOUSE OR DOMESTIC PARTNER AND YOUR MARRIAGE IS ANNULLED OR YOU ARE DIVORCED OR THE DOMESTIC PARTNERSHIP IS TERMINATED AFTER SIGNING THIS DOCUMENT, THE DOCUMENT IS INVALID.

YOU MAY ALSO USE THIS DOCUMENT TO MAKE OR REFUSE TO MAKE AN ANATOMICAL GIFT UPON YOUR DEATH. IF YOU USE THIS DOCUMENT TO MAKE OR REFUSE TO MAKE AN ANATOMICAL GIFT, THIS DOCUMENT REVOKES ANY PRIOR RECORD OF GIFT THAT YOU MAY HAVE MADE. YOU MAY REVOKE OR CHANGE ANY ANATOMICAL GIFT THAT YOU MAKE BY THIS DOCUMENT BY CROSSING OUT THE ANATOMICAL GIFTS PROVISION IN THIS DOCUMENT.

DO NOT SIGN THIS DOCUMENT UNLESS YOU CLEARLY UNDERSTAND IT.

IT IS SUGGESTED THAT YOU KEEP THE ORIGINAL OF THIS DOCUMENT ON FILE WITH YOUR PHYSICIAN.

2

Part 1: My Health Care Agent

If I am no longer able to make my own health care decisions, this document names the person I choose to make these choices for me. This person will be my health care agent. This person will make my health care decisions when I am determined to be incapable of making health care decisions as provided under Wisconsin law. I understand that it is important for my health care agent and me to have ongoing discussions about my health and health care choices.

When selecting someone to be your health care agent, choose someone who knows you well, who you trust, who is willing to respect your views and values, and who is able to make difficult decisions in stressful circumstances. Often family members are good choices, but not always. Choose someone who will closely follow what you want and will be a good advocate for you. Take time to discuss this document and your views with the person(s) you choose to be your health care agent(s).

Your health care agent must be at least 18 years old and may not be one of your health care providers, or an employee of your health care provider, unless he or she is a close relative. You may also designate an alternate and second alternate health care agent.

The person I choose as my health care agent is:

Name _____ Relationship _____

Telephone (Home) _____ (Work) _____ (Cell) _____

Address _____

City _____ State/ZIP _____

If this health care agent is unable or unwilling to make these choices for me, **then my next choice for a health care agent is:**

Second choice (alternate health care agent):

Name _____ Relationship _____

Telephone (Home) _____ (Work) _____ (Cell) _____

Address _____

City _____ State/ZIP _____

If this alternate health care agent is unable or unwilling to make these choices for me, **then my next choice for a health care agent is:**

Third choice (2nd alternate health care agent):

Name _____ Relationship _____

Telephone (Home) _____ (Work) _____ (Cell) _____

Address _____

City _____ State/ZIP _____

Check here if you do not have an agent, and wish for your physician to follow the instructions below.

Part 2: General Authority of the Health Care Agent

I want my health care agent to be able to do the following:

*Draw a line through (e.g., ~~Arrange for~~) anything listed below that you do **not** want your health care agent to do.*

- Make choices for me about my medical care or services, like tests, medicine, and surgery. If treatment already has been started, my health care agent can keep it going or have it stopped based on my stated instructions or my best interests.
- Interpret any instruction I have given in this form or given in other discussions according to my health care agent's understanding of my wishes and values.
- Review and release my medical records and personal files as needed for my medical care.
- Arrange for my medical care and treatment in Wisconsin or any other state, as my health care agent thinks is appropriate.
- Determine which health care professionals and organizations provide my medical treatment.
- Make decisions about organ and tissue donation (anatomical gifts) after my death according to my known wishes or values.

Limitations on Mental Health Treatment

Pursuant to Wisconsin statutes my health care agent may not admit or commit me on an inpatient basis to an institution for mental diseases, an intermediate care facility for persons with an intellectual disability, a state treatment facility or a treatment facility. My health care agent may not consent to experimental mental health research or psychosurgery, electroconvulsive treatment or drastic mental health treatment procedures for me.

To complete the next 3 sections:

Initial or check the box beside one statement in each section. If you do not mark any box in a section, your choice is "no" according to Wisconsin statute. This means if you do not indicate a choice, a court may make such a decision and not your health care agent.

1. Admission to a Nursing Home or Community-Based Residential Facility

My health care agent may admit me to a nursing home or community-based residential facility for short-term stays for recuperative care or respite care.

Agent authority to admit me to a nursing home or community-based residential facility for the purpose of long-term care:

Yes, my health care agent has authority, if necessary, to admit me to a nursing home or community-based residential facility for a long-term stay. This is subject to any limits I set in this document.

No, my health care agent does not have authority to admit me to a nursing home or community-based residential facility for a long-term stay.

Unless I choose "yes," I can be admitted to a long-term care facility for a long-term stay only with a court order.

2. Withholding or Withdrawal of Feeding Tube

Yes, my health care agent has authority to have a feeding tube withheld or withdrawn from me, unless my physician advises that, in his or her professional judgment, the withholding or withdrawing will cause me pain or discomfort. This is subject to any limits I set in this document.

No, my health care agent does not have authority to have a feeding tube withheld or withdrawn from me.

Unless I choose "yes," a feeding tube can be withdrawn or withheld from me only with a court order.

3. Health Care Decisions during Pregnancy

Yes, my health care agent has authority to make health care decisions for me if I am pregnant. This is subject to any limits I set in this document.

No, my health care agent does not have authority to make health care decisions for me if I am pregnant.

Unless I choose "yes," health care decisions during pregnancy can be made for me only with a court order.

Does not apply. I am either a male or no longer capable of becoming pregnant.

Part 3: Statement of Desires, Special Provisions, or Limitations

You are not required to provide any instructions or make any selections in this section.

My health care agent shall make decisions consistent with my stated desires and values. He or she is subject to any special instructions or limitations that I may list here. The following are some specific instructions for my health care agent and/or physician providing my medical care. If there are conflicts among my known values and goals, I want my health care agent to make the decision that would best represent my values and preferences. If I require treatment in a state that does not recognize this advance directive, or my health care agent cannot be contacted, I want the instructions to be followed based on my common law and constitutional right to direct my own health care.

If you choose **not** to provide any instructions, your health care agent will make decisions based on your oral instructions or what is considered your best interest. If you choose **not** to provide any instructions, it is recommended that you draw a line and write "no instructions" across the section.

Instructions Regarding Life-Prolonging Treatments

Initial or check the box beside the statement or statements you agree with.

If I reach a point where there is reasonable medical certainty that I will not recover my ability to know who I am, who my family and friends are, or where I am, I want to be kept comfortable and clean, and I want my health care agent to:

- Stop or do not start medical treatments that might be used to prolong my life. Treatments I would not want if I were to reach this point include but are not limited to: feeding tubes including intravenous (IV) hydration, respirator/ventilator, and cardiopulmonary resuscitation (CPR). If I suffer this type of condition, in my view, the potential benefits of supportive medical treatments are outweighed by the burdens of those treatments.
- Continue or start feeding tubes including intravenous (IV) hydration if needed, but stop all other medical treatments including, but not limited to, a respirator/ventilator and cardiopulmonary resuscitation (CPR).
- I want my agent to be able to make decisions for me about life-sustaining treatment.
- Follow my instructions as provided below.

Pain and Comfort

Initial or check the box beside this statement if you agree.

- If I reach a point where efforts to prolong my life are stopped, I still want medical treatments and nursing care that will make me comfortable.

The following are important to me for comfort (If you don't write specific wishes, your physician and nurses will provide the best standard of care possible):

Medications for pain and nausea to keep
me comfortable

Cardiopulmonary Resuscitation (CPR)

My CPR choice listed below may be reconsidered by my health care agent in light of my other instructions or new medical information, if I become incapable of making my own decisions. If I do not want CPR attempted, my physician should be made aware of this choice. **If I indicate below that I do not want CPR attempted, this choice, in itself, will not stop emergency personnel from attempting CPR in an emergency.**

Initial or check the box beside the statement you agree with.

- I want CPR attempted **unless** my physician determines any one of the following:
- I have an incurable illness or injury and am dying; OR
 - I have no reasonable chance of survival if my heart stops; OR
 - I have little chance of long-term survival if my heart stops and the process of resuscitation would cause significant suffering.
- I do not want CPR attempted if my heart stops. To the extent possible, I want to allow a natural death.

Other instructions or limitations I want my health care agent to follow:

No feeding tube.
No IVs

When I am nearing my death and cannot communicate, I want my friends and family to know I have the following thoughts and feelings:

I love them. It's time to let me go.

If I am nearing my death, I want the following:

List the type of care, ceremonies, etc. that would make dying more meaningful for you.

Last rites by my priest. Saying of rosary at my bedside.
Read Bible verses to me.

Person or people I want my health care agent to include when making health care decisions:

I ask that my health care agent make a reasonable effort to include the following person or people in my health care decisions if there is time: none

Spirituality and/or Religious Affiliation

I am of the Catholic faith and am a member of the St. Patrick's congregation, parish, synagogue, or worship group in (city) Small Town.
 The telephone number of the congregation, parish, synagogue, or worship group is: ?
 Please attempt to notify someone there if I am unable to give authorization to do so.

I am not religious or spiritually affiliated.

Upon My Death

After my death the following are my instructions. If my health care agent does not have authority to make these decisions, I ask that my next of kin and physician follow these requests if possible.

- Donation of my Organs or Tissue (Anatomical Gifts)**

Examples of organs are kidney, liver, heart, and lungs. Examples of tissue are eyes, skin, bones, and heart valves. Initial or check the box beside the one statement you agree with.

After I die, I wish to donate any parts of my body that may be helpful to others.
 To make your wishes legally effective, register at www.donorregistry.wisconsin.gov

After I die, I wish to donate **only** the following organs and tissue: _____

I do not wish to donate any part of my body.

- Autopsy**

Initial or check the box beside one choice, or both A and B.

A. I would accept an autopsy if it can help my blood relatives understand the cause of my death or affect their own health care choices.

B. I would accept an autopsy if it can help advance medicine or medical education.

C. I do not want an autopsy performed on me.

Part 4: Making the Document Legal

This document must be signed and dated **in the presence of two witnesses** who meet the qualifications explained below.

My Signature

I am thinking clearly, I agree with everything that is written in this document, and I have completed this document willingly.

My signature Laura C. Anderson Date Today

If I cannot sign my name, I ask the following person to sign for me _____

Signature of the person who I asked to sign this document for me _____

Statement of Witnesses

By signing this document as a witness, I certify I am:

- At least 18 years old.
- Not related by blood, marriage, domestic partnership, or adoption to the person signing this document.
- Not a health care agent appointed by the person signing this document.
- Not directly financially responsible for this person's health care.
- Not a health care provider directly serving the person at this time.
- Not an employee (other than a social worker or chaplain) of a health care provider directly serving the person at this time.
- Not aware that I am entitled to or have a claim against the person's estate.

I know this to be the person identified in the document. I believe him or her to be of sound mind and at least 18 years old. I personally witnessed him or her sign this document, and I believe that he or she did so voluntarily.

Witness Number One:

Signature Jane Smith Date Today

Print name Jane Smith

Address 100 Hospital Drive

City Any Town State/ZIP WI 55555

Witness Number Two:

Signature John Doe Date Today

Print name John Doe

Address 100 Hospital Drive

City Any Town State/ZIP WI 55555

9

Part 5: What to Do Next

Now that you have completed your advance directive, you also should take the following steps:

- Talk to the person you named as your health care agent, if you haven't already done so. Make sure he or she feels able to perform this important job for you in the future.
- Give your health care agent a copy of this document.
- Talk to the rest of your family and close friends who might be involved if you have a serious illness or injury. Make sure they know who your health care agent is, and what your wishes are.
- Give a copy of this advance directive to your physician. Make sure your wishes are understood and will be followed.
- Keep a copy of this advance directive where it can be easily found.
- If you go to a hospital or nursing home, take a copy of this advance directive and ask that it be placed in your medical record.
- Review your health care wishes every time you have a physical exam or whenever any of the "Five D's" occur:

Decade – when you start each new decade of your life.

Death – whenever you experience the death of a loved one.

Divorce – when your agent is your spouse or your domestic partner and your marriage is annulled or you are divorced or your domestic partnership is terminated after signing this document, the document is invalid. A new document must then be completed.

Diagnosis – when you are diagnosed with a serious health condition.

Decline – when you experience a significant decline or deterioration of an existing health condition, especially when you are unable to live on your own.

- If your wishes change, tell your health care agent, your family, your physician, and everyone who has copies of this advance directive. It would be necessary that you complete a new advance directive to reflect your current wishes.
- Cut out the card on the following page, fill it in, fold it and put it in your wallet.

Copies of this document have been given to:

Primary (Main) Health Care Agent

Name _____

Alternate Health Care Agent

Name _____

2nd Alternate Health Care Agent

Name _____

Health Care Professional/Organization

Name Hospital Central Telephone 555-555-0100


Name _____ Telephone _____

Name _____ Telephone _____

Need Assistance?

If you need assistance in completing this document, you may contact:

FOR SIMULATION PURPOSES ONLY

I HAVE AN ADVANCE DIRECTIVE	
Name <u>Laura C. Anderson</u>	Card holder information Address <u>100 Main Street</u> City/state/ZIP <u>Any Town, WI 55555</u> Phone <u>555-555-0100</u> Date of birth <u>9/16/1988</u>
 <p>Honoring Choices WISCONSIN AN INITIATIVE OF THE WISCONSIN MEDICAL SOCIETY</p> <p><small>The name "Honoring Choices Wisconsin" is used under license from the Twin Cities Medical Society Foundation.</small></p>	My advance directive is filed at <u>Hospital Central</u> Address <u>100 Hospital Drive</u> City/state/ZIP <u>Any Town, WI 55555</u> Phone <u>555-555-0100</u> My health care agent is <u>none</u> Address _____ City/state/ZIP _____ Phone _____

CREDITS

Written in collaboration with Chris McHenry, BS, CCEMT-P/RN

Advance directives document downloaded from the Wisconsin Medical Society, “Honoring Choices Wisconsin.” Retrieved from

<https://www.wisconsinmedicalsociety.org/professional/hcw/>

DNR Order downloaded from Department of Health Services, State of Wisconsin at

<https://www.dhs.wisconsin.gov/forms/f4/f44763.pdf>

Image of Wisconsin DNR bracelet retrieved from:

https://www.stickyj.com/media/pdf/StickyJ_Wisconsin_DNR_Order_Form.pdf

Medical Assessment form retrieved from National Registry of Emergency Medical Technicians

at https://www.nremt.org/nremt/about/psychomotor_exam_emt.asp

Medication information from National Library of Medicine: Daily Med at

<http://dailymed.nlm.nih.gov/dailymed/>

REFERENCES

End of Life debriefing questions adapted from: Peaceful Death: Recommended Competencies and Curricular Guidelines for End of Life Nursing Care, End of Life Nursing Education Consortium. Retrieved from: <http://www.aacn.nche.edu/el nec/publications/peaceful-death>



This work by the Wisconsin Technical College System TAACCCT IV Consortium is licensed under a [Creative Commons Attribution 4.0 International license](https://creativecommons.org/licenses/by/4.0/).

Third party marks and brands are the property of their respective holders. Please respect the copyright and terms of use on any webpage links that may be included in this document.

This workforce product was funded by a grant awarded by the U.S. Department of Labor's Employment and Training Administration. The product was created by the grantee and does not necessarily reflect the official position of the U.S. Department of Labor. The U.S. Department of Labor makes no guarantees, warranties, or assurances of any kind, express or implied, with respect to such information, including any information on linked sites and including, but not limited to, accuracy of the information or its completeness, timeliness, usefulness, adequacy, continued availability, or ownership. This is an equal opportunity program. Assistive technologies are available upon request and include Voice/TTY (771 or 800-947-6644).